



WHEEL BALANCING SYSTEMS

ACCESSORIES CATALOG
2022

JohnBean

SOLUTIONS FOR EVERY SEGMENT



AUTOMOBILE / HEAVY-DUTY / MOTORCYCLE
AUTOMOTIVE EQUIPMENT EXPERTS

AUTOMOBILE / WHEEL BALANCING SYSTEMS

ACCESSORIES AND KITS

- Precision Tooling Kits..... 5-7
- Collets & Cone Kits..... 8-9
- Additional Accessories..... 9-10

MOTORCYCLE / WHEEL BALANCING SYSTEMS

ACCESSORIES AND KITS

- Motorcycle Balancer Accessories..... 12-13

HEAVY-DUTY / WHEEL BALANCING SYSTEMS

ACCESSORIES AND KITS

- Heavy-Duty Balancer Accessories..... 15

EX
E
D
M

AUTOMOBILE WHEEL BALANCING SYSTEMS

WHEEL BALANCING SYSTEM / ACCESSORIES CATALOG




AUTOMOTIVE EQUIPMENT EXPERTS

JohnBean

FLANGE PLATE KIT WITH COLLETS

EAK0309J32B



- **241E801-409 FLANGE PLATE #1**
 - » 4x 95.25mm (3.75"), 98mm, 100mm, 101.6mm (4"), 108mm, 114.3mm (4.5"), 170mm
 - » 7x 150mm

- **251E801-409 FLANGE PLATE #2**
 - » 5x 98mm, 105mm, 108mm, 110mm, 115mm, 120.65mm (4.75"), 135mm, 154.95mm

- **251E901-409 FLANGE PLATE #3**
 - » 5x 100mm, 112mm, 114.3mm (4.5"), 120mm, 127mm (5"), 130mm, 139.7mm (5.5"), 150mm, 165.1mm (6.5")

- **231E111-409 FLANGE PLATE #4**
 - » 3x 98mm, 112mm, 114.3mm (4.5"), 115mm, 127mm (5"), 130mm, 132mm, 120mm
 - » 4x 165.1mm (6.5")
 - » 6x 135, 139.7mm (5.5")

- **271-904-119 (5 PINS)**
 - » Rounded Pin
 - » Head Ø 24.5mm
 - » Length 90mm

- **271-804-118 (6 PINS)**
 - » Short Tapered Pin
 - » Head Ø 34.5mm
 - » Length 80mm

- **271-994-121 (7 PINS)**
 - » Long Tapered Pin
 - » Head Ø 22.5mm
 - » Length 100mm

- **EAM0192G23A COLLET #1**
 - » 48.3–61mm / 2.29–2.40"
- **EAM0192G24A COLLET #2**
 - » 55.9–68.6mm / 2.20–2.70"

- **EAM0192G25A COLLET #3**
 - » 63.50–76.2mm / 2.50–3.00"
- **EAM0192G26A COLLET #4**
 - » 71.1–83.8mm / 2.79–3.29"

- **EAM0192G27A COLLET #5**
 - » 78.7–91.4mm / 3.09–3.59"
- **EAM0192G28A COLLET #6**
 - » 86.4–99.1mm / 3.40–3.90"

- **EAM0192G29A COLLET #7**
 - » 94–106.7mm / 3.70–4.20"

- **EAM0192G30A COLLET #8**
 - » 101.6–114.3mm / 4.00–4.50"

- **EAM0192G31A COLLET #9**
 - » 109.2–121.9mm / 4.29–4.79"

- **EAK0309J54A SPACER KIT**
- **EAK0309J67A STORAGE STAND**
- **490-008-000 MEASURING TOOL**
- **VID-20X-001 APPLICATION GUIDE**

FLANGE PLATE SET

200-008-402



- **241E801-409 FLANGE PLATE #1**
 - » 4x 95.25mm (3.75"), 98mm, 100mm, 101.6mm (4"), 108mm, 114.3mm (4.5"), 170mm
 - » 7x 150mm

- **251E801-409 FLANGE PLATE #2**
 - » 5x 98mm, 105mm, 108mm, 110mm, 115mm, 120.65mm (4.75"), 135mm, 154.95mm

- **251E901-409 FLANGE PLATE #3**
 - » 5x 100mm, 112mm, 114.3mm (4.5"), 120mm, 127mm (5"), 130mm, 139.7mm (5.5"), 150mm, 165.1mm (6.5")

- **231E111-409 FLANGE PLATE #4**
 - » 3x 98mm, 112mm, 114.3mm (4.5"), 115mm, 127mm (5"), 130mm, 132mm, 120mm
 - » 4x 165.1mm (6.5")
 - » 6x 135, 139.7mm (5.5")

- **271-904-119 (5 PINS)**
 - » Rounded Pin
 - » Head Ø 24.5mm
 - » Length 90mm


- **271-804-118 (6 PINS)**
 - » Short Tapered Pin
 - » Head Ø 34.5mm
 - » Length 80mm

- **271-994-121 (7 PINS)**
 - » Long Tapered Pin
 - » Head Ø 22.5mm
 - » Length 100mm

- **EAK0309J54A SPACER KIT**
- **EAS2081J30AB STORAGE STAND**
- **490-008-000 MEASURING TOOL**
- **VID-20X-001 APPLICATION GUIDE**

POWER CLAMP SPEED PLATE KIT WITH COLLETS

EAK0309J33C



- **SPEED PLATE (4 & 8 LUG WHEELS)**
» PCD Range: 92.25–180mm
- **SPEED PLATE (5 LUG WHEELS)**
» PCD Range: 92.25–180mm
- **SPEED PLATE (6 LUG WHEELS)**
» PCD Range: 92.25–180mm
- **SHORT CONE SEAT STUD (6 STUDS)**
» Head Ø 28mm
» Body Length 25mm
» Overall Length 80mm

- **NARROW CONE SEAT STUD (6 STUDS)**
» Head Ø 19mm
» Body Length 40mm
» Overall Length 95mm
- **BALL SEAT STUD (6 STUDS)**
» Head Ø 24.5mm
» Body Length 50mm
» Overall Length 95mm
- **LONG BALL SEAT STUD (6 STUDS)**
» Head Ø 22.5mm
» Body Length 65mm
» Overall Length 120mm

- **EAM0192G23A COLLET #1**
» 48.3–61mm / 2.29–2.40"
- **EAM0192G24A COLLET #2**
» 55.9–68.6mm / 2.20–2.70"
- **EAM0192G25A COLLET #3**
» 63.50–76.2mm / 2.50–3.00"
- **EAM0192G26A COLLET #4**
» 71.1–83.8mm / 2.79–3.29"
- **EAM0192G27A COLLET #5**
» 78.7–91.4mm / 3.09–3.59"

- **EAM0192G28A COLLET #6**
» 86.4–99.1mm / 3.40–3.90"
- **EAM0192G29A COLLET #7**
» 94–106.7mm / 3.70–4.20"
- **EAM0192G30A COLLET #8**
» 101.6–114.3mm / 4.00–4.50"
- **EAM0192G31A COLLET #9**
» 109.2–121.9mm / 4.29–4.79"
- **EAK0309J54A SPACER KIT**
- **EAK0309J67A STORAGE STAND**

POWER CLAMP SPEED PLATE KIT

EAK0309J38D



- **SPEED PLATE (4 & 8 LUG WHEELS)**
» PCD Range: 92.25–180mm
- **SPEED PLATE (5 LUG WHEELS)**
» PCD Range: 92.25–180mm
- **SPEED PLATE (6 LUG WHEELS)**
» PCD Range: 92.25–180mm
- **SHORT CONE SEAT STUD (6 STUDS)**
» Head Ø 28mm
» Body Length 25mm
» Overall Length 80mm
- **NARROW CONE SEAT STUD (6 STUDS)**
» Head Ø 19mm
» Body Length 40mm
» Overall Length 95mm
- **BALL SEAT STUD (6 STUDS)**
» Head Ø 24.5mm
» Body Length 50mm
» Overall Length 95mm
- **LONG BALL SEAT STUD (6 STUDS)**
» Head Ø 22.5mm
» Body Length 65mm
» Overall Length 120mm

SPEED PLATE KIT

EAK0309J16D



- **SPEED PLATE (4 & 8 LUG WHEELS)**
» PCD Range: 92.25–180mm
- **SPEED PLATE (5 LUG WHEELS)**
» PCD Range: 92.25–180mm
- **SPEED PLATE (6 LUG WHEELS)**
» PCD Range: 92.25–180mm
- **SHORT CONE SEAT STUD (6 STUDS)**
» Head Ø 28mm
» Body Length 25mm
» Overall Length 80mm
- **NARROW CONE SEAT STUD (6 STUDS)**
» Head Ø 19mm
» Body Length 40mm
» Overall Length 95mm
- **BALL SEAT STUD (6 STUDS)**
» Head Ø 24.5mm
» Body Length 50mm
» Overall Length 95mm
- **LONG BALL SEAT STUD (6 STUDS)**
» Head Ø 22.5mm
» Body Length 65mm
» Overall Length 120mm

SPEED PLATE SPARE PARTS



- ➔ **1-49684A** AUTO CLAMP HANDLE
» For Power Clamp Shaft
- ➔ **1-49784A** (1 STUD)
» Short Cone Seat Stud
» Head Ø 28mm
» Body Length 25mm
» Overall Length 80mm
- ➔ **1-49884A** (1 STUD)
» Ball Seat Stud
» Head Ø 22.5mm
» Body Length 40mm
» Overall Length 95mm

- ➔ **1-49984A** (1 STUD)
» Narrow Cone Seat Stud
» Head Ø 19mm
» Body Length 40mm
» Overall Length 95mm
- ➔ **1-50084A** (1 STUD)
» Long Ball Seat Stud
» Head Ø 22.5mm
» Body Length 65mm
» Overall Length 120mm
- ➔ **1-49384A** SPEED PLATE
FOR 4 & 8 LUGS

- ➔ **1-49484A** SPEED PLATE
FOR 5 LUGS
- ➔ **1-49584A** SPEED PLATE
FOR 6 LUGS

POWER CLAMP MEDIUM DUTY KIT

EAK0309J41B



- ➔ **700-816-034** PIN PLATE
» 4x 165.1mm (6.6"), 170mm, 180mm, 200mm, 210mm, 225mm
» 5x 184.15mm (7.25"), 225mm
- ➔ **160-400-083** HUB PILOT DISK #15
» GM/Ford
4.87–4.90"/5.24–5.26"
5.44–5.47"/6.06–6.09"
- ➔ **160-400-084** HUB PILOT DISK #16
» Dodge/Sprinter/Isuzu/Ford (DRW)
5.57–5.62"/6.23–6.35"
6.44–6.52"/6.68–6.74"
- ➔ **160-400-082** HUB PILOT DISK #17
» 3/4 or 1-Ton:
GM/Dodge/Ford/Nissan/Ram
4.55–4.58"/4.59–4.62"
4.76–4.79"/4.86–4.94"
- ➔ **EAA0277D59A** LARGE SPACER DISK
- ➔ **700-008-035** (5 PINS)
» Conical Head
» Head Ø 24.5mm
» Length 66mm

MEDIUM DUTY KIT

EAK0309J40B



- ➔ **700-400-034** PIN PLATE
» 4x 165.1mm (6.6"), 170mm, 180mm, 200mm, 210mm, 225mm
» 5x 184.15mm (7.25"), 225mm
- ➔ **160-400-083** HUB PILOT DISK #15
» GM/Ford
4.87–4.90"/5.24–5.26"
5.44–5.47"/6.06–6.09"
- ➔ **160-400-084** HUB PILOT DISK #16
» Dodge/Sprinter/Isuzu/Ford (DRW)
5.57–5.62"/6.23–6.35"
6.44–6.52"/6.68–6.74"
- ➔ **160-400-082** HUB PILOT DISK #17
» 3/4 or 1-Ton:
GM/Dodge/Ford/Nissan/Ram
4.55–4.58"/4.59–4.62"
4.76–4.79"/4.86–4.94"
- ➔ **EAA0277D59A** LARGE SPACER DISK
- ➔ **700-008-035** (5 PINS)
» Conical Head
» Head Ø 24.5mm
» Length 66mm

SHORT SPARE PIN

700-008-035



- ➔ **700-008-035** 66MM PIN
» Conical Head
» Head Ø 24.5mm
» Length 66mm

LONG SPARE PIN


700-008-036



- ➔ **700-008-036** 90MM PIN
» Conical Head
» Head Ø 24.5mm
» Length 90mm

GMC SIERRA CENTERING KIT

280 400 113



- ➔ 160-400-067 CENTERING DISK
» Hub pilot disk double-sided
Ø 154mm / Ø 124mm
- ➔ 700e 400 019 4-ARM LUG ADAPTER
» (Ø 170/180/200/210/225)
- ➔ 700 008 028 CENTERING BOLT
- ➔ 400e 008 027 KNURLED NUT M10

LIGHT TRUCK ADAPTOR KIT

280 400 075



- ➔ 160-400-056 CENTERING DISK
» Ø 161mm
- ➔ 700e 400 018 3-ARM STAR
- ➔ 700E 008 025 3X STUDS
DODGE/SPRINTER
- ➔ 700e 008 013 3X STUDS FAR EAST
- ➔ 700e 008 013 3X STUDS EUROPE
- ➔ 840e 100 001 3X KNURLED NUT

STANDARD TOOLING KIT

EAK0309J31B



- ➔ EAM0192G23A COLLET #1
» 48.3– 61mm / 2.29–2.40"
- ➔ EAM0192G24A COLLET #2
» 55.9–68.6mm / 2.20–2.70"
- ➔ EAM0192G25A COLLET #3
» 63.50–76.2mm / 2.50–3.00"
- ➔ EAM0192G26A COLLET #4
» 71.1–83.8mm / 2.79–3.29"
- ➔ EAM0192G27A COLLET #5
» 78.7–91.4mm / 3.09–3.59"
- ➔ EAM0192G28A COLLET #6
» 86.4–99.1mm / 3.40–3.90"
- ➔ EAM0192G29A COLLET #7
» 94–106.7mm / 3.70–4.20"
- ➔ EAM0192G30A COLLET #8
» 101.6–114.3mm / 4.00–4.50"
- ➔ EAM0192G31A COLLET #9
» 109.2–121.9mm / 4.29–4.79"
- ➔ EAK0309J54A SPACER KIT
- ➔ EAS2081J30AB STORAGE STAND

NINE COLLET SET

EAK0375G07A



- ➔ EAM0192G23A COLLET #1
» 48.3– 61mm / 2.29–2.40"
- ➔ EAM0192G24A COLLET #2
» 55.9–68.6mm / 2.20–2.70"
- ➔ EAM0192G25A COLLET #3
» 63.50–76.2mm / 2.50–3.00"
- ➔ EAM0192G26A COLLET #4
» 71.1–83.8mm / 2.79–3.29"
- ➔ EAM0192G27A COLLET #5
» 78.7–91.4mm / 3.09–3.59"
- ➔ EAM0192G28A COLLET #6
» 86.4–99.1mm / 3.40–3.90"
- ➔ EAM0192G29A COLLET #7
» 94–106.7mm / 3.70–4.20"
- ➔ EAM0192G30A COLLET #8
» 101.6–114.3mm / 4.00–4.50"
- ➔ EAM0192G31A COLLET #9
» 109.2–121.9mm / 4.29–4.79"

QUICK-NUT PRESSURE CUPS



- ➔ 8-02040A2 PRESSURE CUP
- ➔ 00110410000 REPLACEMENT RING
For use with Quick-Nut 140-405-412
- ➔ EAC0058D07A PRESSURE CUP
- ➔ EAC0058D15A REPLACEMENT RING
For use with Quick-Nut EAA0263G66A
- ➔ EAA0307G82A CLAMPING PLATE

QUICK-NUT REPLACEMENT HANDLE

ST0027008



- ➔ ST0027008 REPLACEMENT HANDLE
For use with Quick-Nut EAA0263G66A

QUICK-NUT KIT

124-405-006



- ➔ 140-405-012 QUICK-NUT
» 40mm shaft
- ➔ 8-02040A2 PRESSURE CUP
- ➔ 00110410000 PROTECTIVE RING
- ➔ 8-02040A1 PRESSURE RING

For passenger cars and heavy-duty trucks

QUICK-NUT REPAIR KIT

140E-405-310



- ➔ 140E-405-310 REPAIR KIT
For use with Quick-Nut 140-405-412

QUICK-NUT

EAA0263G66A



- ➔ EAA0263G66A QUICK-NUT
» 40mm shaft

For passenger cars only

QUICK-NUT PRESSURE DISC

EAC0058D08A



- ➔ EAC0058D08A PRESSURE DISC
For use with Quick-Nut EAA0263G66A

BASIC LIGHT TRUCK CONE KIT

8100068



- ➔ EAM0050J23A LIGHT TRUCK CONE
» 4.25–6.85" / 107.19–174mm
- ➔ EAA0277D59A LARGE SPACER DISC
- ➔ EAC0058D68A SPACER RING

UNIVERSAL WHEEL LIFT

EAK0306G66A



- ➔ EAK0306G66A UNIVERSAL WHEEL LIFT
 - » Pneumatic
 - » Foot operated control
 - » Max weight 153lbs
 - » Max lift 20"
 - » WxDxH: 49"x 25"x 38"

Not for integrated hood balancers
or heavy-duty balancers

RIM WIDTH CALIPER

EAA0247G21A



- ➔ EAA0247G21A RIM WIDTH CALIPER
» Manual measurement tool

WEIGHT PLIERS

000 5883 9000



- ➔ 000 5883 9000 WEIGHT PLIERS

BLACK STORAGE STAND

EAS2081J30AB



- ➔ EAS2081J30AB BLACK STORAGE STAND

RETROFIT KIT FOR PINS

EAK0341G70A



- ➔ EAK0341G70A RETROFIT KIT FOR PINS
» 13 bolts and 13 nuts



MOTORCYCLE WHEEL BALANCING SYSTEMS

WHEEL BALANCING SYSTEM / ACCESSORIES CATALOG

JohnBean

B1200P

AUTOMOTIVE EQUIPMENT EXPERTS

JohnBean

MOTORCYCLE ADAPTER KIT

EAA0260D80A



- EAA0260D80A
» Basic Adapter
- EAM0005D48A
» 14mm Adapter Shaft
- EAM0005D79A
» Knurled Nut M14
- EAM0005D63A (4PCS)
» Fastening Nuts M6
- EAM0005D62A
» Gauge Extension
- 8-01550A
» Arbor Wrench
- 1-01805A (2PCS)
» Allen Screws
- EAM0005D83A
» 25x14x40mm Bushing (ODxIDxL)
- EAM0005D80A (2PCS)
» 15x17x25mm BMW Bushings
- EAM0005D77A
» 20x14x40mm Bushing
- EAM0005D78A
» 17x14x40mm Bushing
- EAM0005D82A (2PCS)
» Centering Cones
- EAM0005D76A (2PCS)
» BMW Cones

SUZUKI, NTV & MOTO GUZZI V11

EAA0277D07A



- ➔ EAA0277D07A CONE SET
» Suzuki, NTV & Moto Guzzi V11

For use with 14mm shaft
For use with EAA0260D80A

EAA0277D11A



- ➔ EAA0277D11A MOTORCYCLE ACCESSORY
» Aprilia Rear Mono-Lever

For use with EAA0260D80A

BMW MONO-LEVER

EAA0260D16A



- ➔ EAA0260D16A MOTORCYCLE ACCESSORY
» BMW Mono-Lever

For use with EAA0260D80A

HONDA OR YAMAHA MONO-LEVER

EAA0277D09A



- ➔ EAA0277D09A MOTORCYCLE ACCESSORY
» Honda or Yamaha Mono-Lever

For use with EAA0260D80A

10MM SHAFT ADAPTER

EAA0277D03A



- ➔ **EAA0277D03A MOTORCYCLE ACCESSORY**
- » 10mm Shaft Adapter
- » Shaft Length: 205mm

For use with EAA0260D80A

EXTENDED SHAFT ADAPTER

EAA0277D29A



- ➔ **EAA0277D29A MOTORCYCLE ACCESSORY**
- » Extended Shaft Adapter
- » Shaft Length: 284.5mm
- » Shaft Diameter: 14mm

For use with EAA0260D80A

3/4" HARLEY DAVIDSON SHAFT ADAPTER

EAA0277D22A



- ➔ **EAA0277D22A MOTORCYCLE ACCESSORY**
- » 3/4" Harley Davidson Shaft Adapter w/1" Bushing
- » Shaft Length: 210mm

For use with EAA0260D80A

DUCATI OR TRIUMPH MONO-LEVER ADAPTER

EAA0277D20A



- ➔ **EAA0277D09A MOTORCYCLE ACCESSORY**
- » Honda or Yamaha Mono-Lever
- » For use with EAA0260D80A

Must use with 3/4" Shaft Adapter EAA0277D22A

HARLEY DAVIDSON SHAFT ADAPTER

2005540



- ➔ **2005540 MOTORCYCLE ACCESSORY**
- » Shaft Ø 3/4"
- » Bushing Ø 1" / 25mm
- » Shaft Length 404mm

For use with EAA0260D80A

HEAVY-DUTY WHEEL BALANCING SYSTEMS

WHEEL BALANCING SYSTEM / ACCESSORIES CATALOG



AUTOMOTIVE EQUIPMENT EXPERTS

JohnBean

HEAVY-DUTY WHEEL LIFT

EAA0346J58A



- EAA0346J58A HEAVY-DUTY WHEEL LIFT
 - » Pneumatic
 - » Hand operated control
 - » Max weight 551lbs
 - » Max lift 18"
 - » WxDxH: 41 x 23"x 21"

For heavy-duty balancers only

CENTERING ARMS

EAA0307G80A



- PROFESSIONAL 4-STAR CENTERING ARM
 - » Fits 4x275/285mm
- PROFESSIONAL 5-STAR CENTERING ARM
 - » Fits 10x335mm
 - » 10x285.75mm
 - » 10x225.25mm

WING NUT

140 404 119



- 140 404 119 WING NUT

For units assembled after 10/2021

PASSENGER CAR SPACER

190 E 988 002



- 190 E 988 002 PASSENGER CAR SPACER

For units assembled after 10/2021

REPLACEMENT TRUCK STUD

1921003



- 1921003 TRUCK STUD
 - » Fits Professional 4 & 5-Star Centering Arms
 - » Includes Knurled Nut
 - Length: 55mm
 - Diameter: 17-33.5mm

REPLACEMENT TRUCK STUD

00112105000



- 00112105000 TRUCK STUD
 - » Fits Professional 4 & 5-Star Centering Arms
 - » Includes Knurled Nut
 - Length 58mm
 - Diameter 17-38mm

REPLACEMENT KNURLED NUT

00112106000



- 00112106000 KNURLED NUT
 - » Fits Truck Studs 1921003 / 00112105000

SPARE PIN AND NUT

EAK0237J23A



- 700-008-034 PIN
 - » Style - Wide Conical Head
 - » Head Ø 40.0mm
 - » Length 33.5mm

HEAVY-DUTY ACCESSORIES



- EAM0050J24A CENTERING CONE
 - » For truck wheels



- 8-00391A RIM WIDTH CALIPER
 - » For truck wheels



- EAA0260D32A HEAVY-DUTY SPACER



- 00112292000 CENTERING DISC
 - » For truck wheels



Snap-on® Total Shop Solutions (TSS) offers a wide range of equipment solutions for workshops, garages, car dealers, and tire shops, thanks to the specific solutions provided by its portfolio of premium brands. As a brand of TSS, John Bean is committed to providing innovative and reliable wheel solutions to the auto repair industry. Therefore, specifications listed in this sell sheet may change without notice. ©2022 Snap-on Incorporated. John Bean is a trademark, registered in the United States and other countries, of Snap-on Incorporated. All rights reserved. All other marks are marks of their respective holders. ss3120n 06/2022

