


New 12V and 24V Battery Tester

CPX-917P MB



New technology can help improve efficiency and customer satisfaction



Feedback on EXP-717:	New Technology "CPX-917":
User experience not up to modern standards	<ul style="list-style-type: none"> ✓ Modern 3.5" colour screen ✓ Wifi connected to support digital warranty claiming ✓ Over-the-air Updates
Limited testing capabilities (only CCA)	<ul style="list-style-type: none"> ✓ Conductance Profiling™ included to test Reserve Capacity in addition to testing cold cranking capability
Less suitable for testing New Batteries	<ul style="list-style-type: none"> ✓ New battery test app included
No support for AGM NorthStar (Odyssey)batteries	<ul style="list-style-type: none"> ✓ Specific algorithm included to test AGM NorthStar (Odyssey)batteries; accurate pass/fail decision.
Charge & Retest is a common test result	<p>Less charge & retest because of:</p> <ul style="list-style-type: none"> ✓ Refined algorithms ✓ More test data points ✓ Conductance profiling



CPX-917P MB Specifications

CPX-917P MB



- ✓ Modern technology
- ✓ Includes Conductance Profiling™
- ✓ Includes New Battery testing app
- ✓ AGM NorthStar Odyssey Test
- ✓ More decisive based on additional reserve capacity test

Features	CPX-917 HD
CCA range	100 – 2000
Application	Trucks, Vans and Cars (12V and 24V)
Conductance Profiling™	Ability to detect weak reserve capacity (RC) batteries in addition to cold cranking capability test
New Battery test	✓
Battery chemistry	Flooded, EFB, AGM(VLRA), AGM NorthStar Odyssey,
Warranty	Test code included, as well as email with warranty results
Languages	24
System test	Starting + Charging
Display	3.5" colour
Connectivity	WiFi / USB
Over-the-Air software updates	✓
Integrated temperature sensor	✓
Integrated printer	✓
Test cable length [m]	3 meter
Internal battery	AA battery (6x)
Field replaceable cable	✓

Documentation

Manual in 6 languages.


Quick Reference Card (2 pager) available in 24 languages

Manual

German
French
English
Italian
Dutch
Spanish

QRC

German
French
English
Italian
Dutch
Spanish
Danish
Finnish
Estonian
Greek
Hungarian
Croatian
Latvian
Lithuanian
Norwegian
Polish
Portuguese
Romanian
Russian
Slovenian
Slovak
Czech
Turkish
Swedish



Mercedes CPX-917


Battery & Electrical Diagnostic Analyzer

Quick Reference Card
167-000082EN-A
March, 2024


Important - Before You Start

- Before operating the analyzer, refer to User Manual
- Always follow battery manufacturer instructions and BCI (Battery Council International) safety recommendations

Connections And Data Ports



Main Menu



1 Menu Bar


12.74V Battery Voltage (if connected)		WiFi signal strength	
	Bluetooth connectivity status		Controller internal battery status

2 Main Menu Selection Area

When displayed, the Screen Arrows show which **ARROW** key on the keypad to press to display other icons, screens, or item in a list.

Additional Screens

The dots at the bottom or side of a menu or results screen indicate additional screens are available.



Test Preparation

Before starting the test visually inspect the battery for:

- Cracked, buckled, or leaking case.
- Corroded, loose, or damaged cables and connections.
- Corrosion, dirt, or acid on the battery terminals or case top.
- Corroded or loose battery tray and hold-down fixture.

⚠ DANGER

Risk of explosive gases

Batteries generate explosive gases during normal operation, and when discharged or charged. Follow all manufacturers' instructions and BCI (Battery Council International) safety recommendations.

⚠ WARNING

Wash hands after handling.

REQUIRED BY CALIFORNIA, PROP 65: Battery posts, terminals, and related accessories contain lead and lead compounds, chemicals known to the state of California to cause cancer and birth defects or other reproductive harm.

In Vehicle Test

- At the Main Menu, select **12V Battery Test / Car**.
- Scan the VIN — After scanning the VIN, verify that it is correct and choose **Next**.
- Battery Test Setup — Verify that VIN-entered vehicle and battery info is correct or edit info as needed.

Location	Inside Vehicle	Outside Vehicle
Battery Type	Flooded AGM/VLRA	EFB Odyssey/Northstar (truck only)
Battery Units	EN SAE IEC	DIN CCA
Battery Rating	Insert battery CCA rating	
Battery AH (Ampere-hour)	Insert battery Ah Rating	

Rating	Description	Range
EN	European Norms. The battery is required to meet a voltage of 7.5V after 10 seconds.	100 to 1700
SAE	Society of Automotive Engineers European labeling of CCA.	100 to 3000
DIN	Deutsche Industrie-Norm	100 to 1000
IEC	International Electrotechnical Commission norm. The IEC test is performed at -18°C.	100 to 1000
JIS	Japanese Industrial Standard test, carried out at -15°C.	A list is shown
CCA	Cold Cranking Amps (specified by SAE): The amount of current a battery can provide at 0°F (-17°C).	100 to 3000
CA	Cranking Amps: The amount of current a battery can provide at 32°F (0°C)	
MCA	Marine Cranking Amps: The amount of current a battery can provide at 32°F (0°C)	

www.europe.midtronics.com

Midtronics B.V. Hoofdveste 6-8 3992 DG Houten Netherlands