


WORKSHOP MODULAR SYSTEM SYSTEM



1.Suspended Cabinets
Metal sheet lift door fitted with gas strut



2.Perforated Panel
Wall surfaces are transformed into storage surfaces

3.Wooden and Stainless Worktops
Base units are supplied without worktop allowing user to choose from either wooden or stainless steel



4.Cabinet Base
With vertically adjustable feet

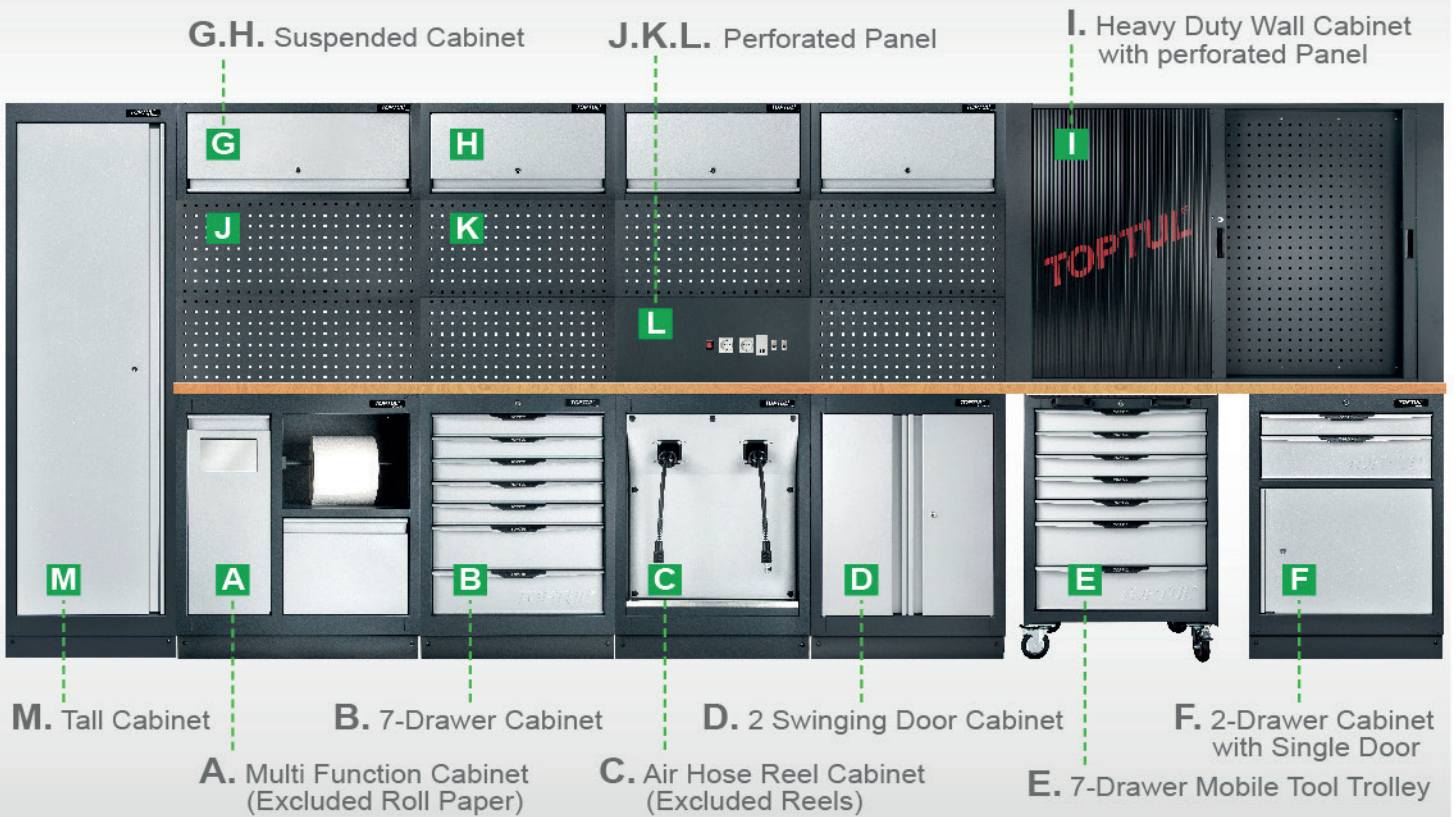


5.Modular Drawer Cabinet
Compatible with all TOPTUL drawer insert tool set

WORKSHOP MODULAR SYSTEM

TOPTUL Workshop Modular System offers an assortment of storage cabinet.


- Modular design to enable easy upgrading
- Ideal for any garage / workshop
- Choice of worktop - pressed wood or stainless steel
- Cabinet base are fitted with 4 adjustable feet for quickly adjustment and ensures perfect stability regardless of the type of floor
- Matte Finished




// Heavy Duty Wall Cabinet

- Perforated Panel with Shutter
- Perforated Size: 9 x 9 mm
- Cabinet Includes 20 pcs Single Hook - 2" (L)

I



- Suitable for
Single Hook (TEAA series)
Double Hook (TEAB series)
U-Hook (TEAC series)

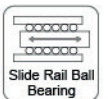


ITEM NO. SIZE(W)x(D)x(H)mm
TABD1607 1550x150x986

// Multi Function Cabinet

- Smooth ball bearing slide drawers
- Loading capacity per drawer 40 kg
- Static load capacity 1000 kg
- Built-in waste bin
- Worktop not included
- With vertically adjustable feet
- Equipped with paper roll compartment (excluded roll paper)

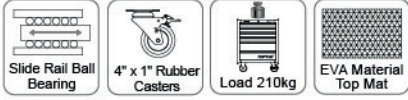
A



ITEM NO. SIZE(W)x(D)x(H)mm
TBBD0103 861x500x954

// 7-Drawer Mobile Tool Trolley

- 5 medium & 2 large drawers
- Equipped with retractable drawers
- Loading capacity per drawer 40 kg
- Static load capacity 210 kg
- 9mm EVA material top mat
- Standard 4"x1" rubber casters with lock (2 swivel casters & 2 swivel casters with lock)
- Supplied with drawer liners and one side handle



E



ITEM NO.	SIZE(W)x(D)x(H)mm
TCCA0703	Overall: 683x459x823 Over w/caster: 683x459x940 5 Drawer: 578x378x75 2 Drawer: 578x378x155

// 2 Swinging Door Cabinet

- Supplied with an adjustable shelf withstanding 25 kg loads
- Static load capacity 1000 kg
- Worktop not included
- With vertically adjustable feet



D



ITEM NO.	SIZE(W)x(D)x(H)mm
TBBG0103	689x500x954

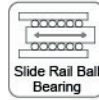
// 7-Drawer Cabinet

- 5 medium & 2 large drawers
- Equipped with retractable drawers
- Loading capacity per drawer 40 kg
- Static load capacity 1000 kg
- Worktop not included
- With vertically adjustable feet

B



ITEM NO.	SIZE(W)x(D)x(H)mm
TBBI0703	Overall: 689x500x954 5 Drawer: 578x378x75 2 Drawer: 578x378x155



// Air Hose Reel Cabinet

- Static load capacity 1000 kg
- Worktop not included
- With vertically adjustable feet
- Air hose reel not included

C



ITEM NO.	SIZE(W)x(D)x(H)mm
TBBA0103	689x500x954

// 2-Drawer Cabinet with Single Door

- 1 medium & 1 large drawers
- Equipped with retractable drawers
- Loading capacity per drawer 40 kg
- Static load capacity 1000 kg
- Worktop not included
- With vertically adjustable feet

F



ITEM NO.	SIZE(W)x(D)x(H)mm
TBCI0203	Overall: 689x500x954 1 Drawer: 578x378x75 1 Drawer: 578x378x155



// Sink with Faucet & Storage Cabinet

- Stainless steel wash basin
- Single handle chrome-plated brass faucet with high arc swing spout
- With vertically adjustable feet

N



ITEM NO.	SIZE(W)x(D)x(H)mm
TBBJ0103	689x500x954mm

Tall Cabinet

- For use as standard cabinet or as clothes locker
- Supplied with two adjustable shelf withstanding 25 kg loads
- Static load capacity 1000 kg
- With vertically adjustable feet

M



ITEM NO. TBCG0103 **SIZE(W)x(D)x(H)mm** 600x525x1980mm

Suspended Cabinet

- Metal sheet lift door fitted with gas strut
- Ideal for storage of documents and/or consumables
- Max. loading 80 kg

G



ITEM NO. TBBF0903 **SIZE(W)x(D)x(H)mm** 861x300x342

Suspended Cabinet

- Metal sheet lift door fitted with gas strut
- Ideal for storage of documents and/or consumables
- Max. loading 80 kg

H



ITEM NO. TBBF0703 **SIZE(W)x(D)x(H)mm** 689x300x342

MODULAR SYSTEM UPRIGHT CONNECTORS

Instance A:



Instance B:



Assembly Advice

Instance A:

If combination set included **G**, **J** x2, **A**, the assembly technician should need a pair of TEBO0807 (A Type) to set up the modular system

Instance B:

If sets are included ITEM **G**, **J** x2, **A**, **H**, **K** x2, **B**, the assembly technician need a pair of TEBO0807 (A Type) plus one piece TEBO1207 (B Type) altogether. The TEBO1207 (B Type) will be a connector for combining two modular system

Support Bracket



ITEM NO. **SIZE(W)x(D)x(H)mm**
TEBO0807 80x25x1980 (Left & Right)
TEBO1207 116x25x1980 (Connector)

Perforated Panel

- Ideal for installing electrical socket

L




■ Excluded Socket

ITEM NO.	SIZE(W)x(D)x(H)mm
TECS0707E	689x20x342

Perforated Panel

- Perforated Size: 9 x 9 mm
- Max. Loading 80 kg

J




■ Suitable for
Single Hook (TEAA series)
Double Hook (TEAB series)
U-Hook (TEAC series)

ITEM NO.	SIZE(W)x(D)x(H)mm
TEBS0907	861x20x342

Perforated Panel

- Perforated Size: 9 x 9 mm
- Max. Loading 80 kg

K



■ Suitable for
Single Hook (TEAA series)
Double Hook (TEAB series)
U-Hook (TEAC series)

ITEM NO.	SIZE(W)x(D)x(H)mm
TEBS0707	689x20x342

Single Hook (For Wall Cabinet & Panel)



ITEM NO.	SIZE(inch)	⊞
TEAA0202	2	20
TEAA0303	3	20

Double Hook (For Wall Cabinet & Panel)



ITEM NO.	SIZE(inch)	⊞
TEAB0202	2	20
TEAB0303	3	20
TEAB0404	4	20

U-Hook (For Wall Cabinet & Panel)



ITEM NO.	SIZE(inch)	⊞
TEAC0103	3	20

Wooden Worktops

- Material: Alder



ITEM NO.	SIZE (W)x(D)x(H)mm	Max. Load (kg)	Weight (kg)
TEAQ0705	689x500x40	500	7.0
TEAQ0905	861x500x40	500	9.4
TEAQ1405	1381x500x40	1000	14.3
TEAQ2205	2244x500x40	1000	20.8
TEAQ2405	2416x500x40	1000	24.5

Stainless Worktops



ITEM NO.	SIZE (W)x(D)x(H)mm	Max. Load (kg)	Weight (kg)
TEBQ0705	689x500x40	500	12.0
TEBQ0905	861x500x40	500	14.4
TEBQ1405	1381x500x40	1000	24.0
TEBQ2205	2244x500x40	1000	37.0
TEBQ2405	2416x500x40	1000	40.8