


# SPEC CENTERNews >



Autumn/Fall,  
2016



- > **LATEST MODELS FOR BRAZIL, EUROPE, AND NORTH AMERICA**
- > **OVER 3,000 NEW SPECIFICATIONS ADDED ACROSS ALL MARKETS**
- > **97% OF ALL VIN'S ASSIGNED TO A SPECIFICATION**

**JohnBean**<sup>TM</sup>

**HOFMANN** 

**SUE**  **BOXER**<sup>CC</sup> 

# 2016 R3 CONTENTS



**W**elcome to the third and final **SPEC-CENTER News** of 2016.

**W**e have continued to make extensive improvements to our VIN Match product for the US Market, while keeping with the consistent updates and improvements of previous releases.

**T**he opposite page gives a brief illustration of just how much 2016 information is available in this R3 release.

**A**s with every release we have endeavored to provide a wide range of updates, while increasing our content inclusion, and reviewing data to ensure the specifications are up to date with any service bulletins or updates from manufacturers

**T**his release includes major updates for Mercedes, VAG, Toyota and Ford Trucks where we have reviewed the data to reflect updates from the manufacturer.

**P**lease see inside for details of all the great updates.

**G**et your orders in because **Snap-on's** 2016 R3 release for JBC, Sun, Hofmann and Boxer Aligners is on sale now!

Introduction

2016 R3 In Numbers

Recent Specification Releases

Hofmann Database Order Information

JBC Database Order Information

SUN Database Order Information

Boxer Database Order Information

P9 - Australia - New & Updated Models

P31 - Brazil - New & Updated Models

P38 - Europe - New & Updated Models

P62 - USA - New & Updated Models

Snap Shot of vehicles targeted for 2017 R1

Contact Details



## NEW AND UPDATED MODELS ADDED FOR R3 2016

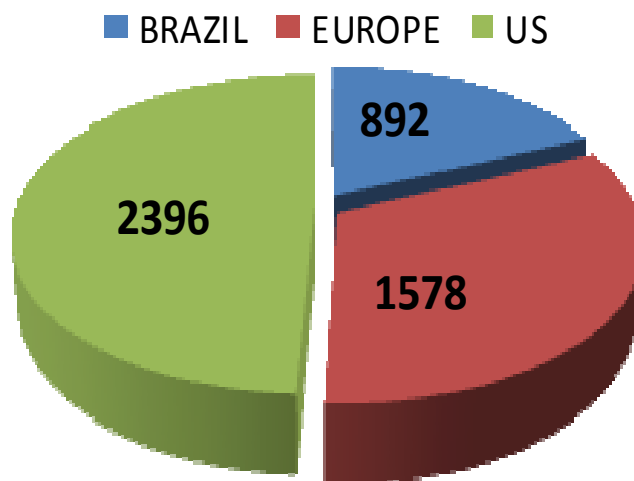
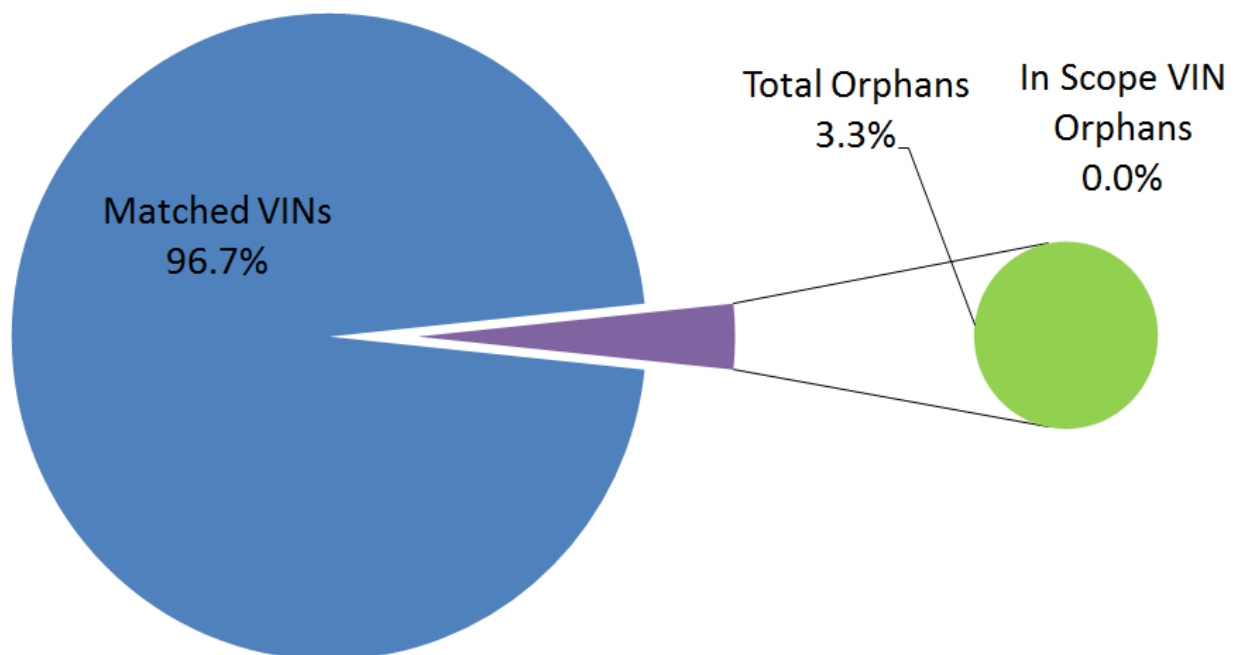


Chart Area

## Total VINs Available 1990 - 2016



# Recent Specification Releases



**Contained in the tables below you will find the latest alignment specifications kits released this quarter. Details of vehicles added can be viewed further on in this newsletter.**

Product	Product Description	Part No. (Kit)	Now Available to Order	Supersedes
<b>Pro 32</b>	Windows Alignment Database Update kit for SW < 3.4	3-84426BK1	Nov-16	3-84426AK1
<b>Pro 32</b>	Windows Alignment Database Update Kit for SW ≥ 3.4 and SW ≤ 4.7 or SW ≤ 5.6.3 Update Kit—CD	3-72926PC1	Oct-16	3-72926NC1
<b>Pro 32</b>	Windows Alignment Database Update Kit for SW ≥ 3.4 and SW ≤ 4.7 or SW ≤ 5.6.3 Update Kit—Flash Drives	3-82826CK1	Oct-16	3-82826BK1
<b>Pro32</b>	Windows Alignment Database CD2 Update Kit SW ≥ 4.7 or SW ≤ 5.6.3	3-51326PC1	Oct-16	3-51326NC1
<b>Pro 42</b>	Windows Alignment Database Kit	3-79926GK1	Oct-16	3-79926FK1



# JBC Database Order Information

## JohnBean™

### Database Order Information

Aligner Type (Windows CD)	Database Kit Currently Available	Database Kit Next scheduled Release
V301	P/N : 3-72926PK1 or P/N: 3-82826CK1  (for SW ≥ 3.4 and SW ≤ 4.7 or SW ≤ 5.6.3)  Available: Oct-16  P/N: 3-84426BK1 (for <3.4 SW)  Available: Nov-16	P/N: 3-72926RK1 or P/N: 3-82826DK1  (for SW ≥ 3.4 and SW ≤ 4.7 or SW ≤ 5.6.3)  Available: Feb-17  P/N: 3-84426CK1 (for <3.4 SW)  Available: Nov-17
V501/V1		
V901/V2		
V3D (IVS)		
V3D Arago <sup>SC</sup>		
V3D (pre IVS) and any model derivatives		
V8/V9 and any model derivatives		
Prism, Prism Elite and any model derivatives		

Aligner Type (Pro42)	Database Kit Currently Available	Database Kit Next scheduled Release
V3D	P/N: 3-79926GK1  Available: Oct-16	P/N: 3-79926HK1  Available: Feb-17
Prism 42, Prism 42 Elite and any model derivatives		



# Hofmann Database Order Information

**HOFMANN**



## Database Order Information

Aligner Type (Windows CD)	Database Kit Currently Available	Database Kit Next scheduled Release
<b>Geoliner 460</b>	<p>P/N : 3-72926PK1 or P/N: 3-82826CK1</p> <p>(for SW ≥ 3.4 and SW ≤ 4.7 or SW ≤ 5.6.3)</p> <p>Available: Oct-16</p> <p>P/N: 3-84426BK1 (for &lt;3.4 SW)</p> <p>Available: Nov-16</p>	<p>P/N: 3-72926RK1 or P/N: 3-82826DK1</p> <p>(for SW ≥ 3.4 and SW ≤ 4.7 or SW ≤ 5.6.3)</p> <p>Available: Feb-17</p> <p>P/N: 3-84426CK1 (for &lt;3.4 SW)</p> <p>Available: Nov-17</p>
<b>Geoliner 480</b>		
<b>Geoliner 482</b>		
<b>Geoliner 660</b>		
<b>Geoliner 380</b> and any model derivatives		
<b>Geoliner 600</b> and any model derivatives		
<b>Geoliner 550 Prism, 550 Prism Elite</b> and any model derivative		

Aligner Type	Database Kit Current	Database Kit Next Scheduled Release
<b>Geoliner 670, 680, 780</b>	P/N: 3-79926GK1	P/N: 3-79926HK1
<b>580 Prism, 580 Prism Elite</b> and any model derivatives	Available: Oct-16	Available: Feb-17

# Sun Database Order Information



## Database Order Information

Aligner Type (Windows CD)	Database Kit Currently Available	Database Kit Next scheduled Release
Sun Align 2200	<p>P/N : 3-72926PK1 or P/N: 3-82826CK1</p> <p>(for SW ≥ 3.4 and SW ≤ 4.47 or SW ≤ 5.6.3)</p> <p>Available: Oct-16</p> <p>P/N: 3-84426BK1 (for &lt;3.4 SW)</p> <p>Available: Nov-16</p>	<p>P/N: 3-72926RK1 or P/N: 3-82826DK1</p> <p>(for SW ≥ 3.4 and SW ≤ 4.7 or SW ≤ 5.6.3)</p> <p>Available: Feb-17</p> <p>P/N: 3-84426CK1 (for &lt;3.4 SW)</p> <p>Available: Nov-17</p>
Sun Align 2500		
Sun Align 3500		
Sun Align 4500		
SAC 3000W and any model derivatives		
SAC 4000W and any model derivatives		

# Boxer Database Order Information



## Database Order Information

Aligner Type (Windows CD)	Database Kit Currently Available	Database Kit Next scheduled Release
CCD 2000	P/N : 3-72926PK1 or P/N: 3-82826CK1  (for SW $\geq$ 3.4 and SW $\leq$ 4.7 or SW $\leq$ 5.6.3)  Available: Oct-16  P/N: 3-84426BK1 (for <3.4 SW)  Available: Nov-16	P/N: 3-72926RK1 or P/N: 3-82826DK1  (for SW $\geq$ 3.4 and SW $\leq$ 4.7 or SW $\leq$ 5.6.3)  Available: Feb-17  P/N: 3-84426CK1 (for <3.4 SW)  Available: Nov-17
CCD 2300		
CCD 2500		

Year	Make	Model
1990-1992	AUDI	90, FWD
1991-1991	AUDI	90, Quattro DOHC
1991-1991	AUDI	90, Quattro SOHC
1992-1995	AUDI	90, Quattro
1993-1995	AUDI	90, FWD
1989-1991	AUDI	200, FWD Vin from 44JN201031
1989-1991	AUDI	200, FWD Vin to 44JN201030
1989-1991	AUDI	200, Quattro ex. DOHC
1990-1991	AUDI	200, Quattro DOHC
1989-1991	AUDI	100 [4A], Quattro
1991-1991	AUDI	100 [4A], FWD
1992-1994	AUDI	100 [4A], FWD AT
1992-1994	AUDI	100 [4A], Quattro
1988-1992	AUDI	80 [8C], FWD
1988-1992	AUDI	80 [8C], Quattro
2010-2017	AUDI	A1 [8X], (G22 G23) Normal Suspension FWD
2010-2017	AUDI	A1 [8X], (G26 G27 G28 G29) Sports Suspension FWD
2010-2017	AUDI	A1 [8X], (G31 G32 G51) Offroad Suspension FWD
2012-2017	AUDI	A1 [8X], (G29 G61) Sports Suspension FWD
2014-2017	AUDI	A1 [8X], (G58 G60) S1 Sports Suspension FWD
2003-2003	AUDI	A3 [8L], Offroad Chassis
2003-2003	AUDI	A3 [8L], Sports Chassis
2003-2003	AUDI	A3 [8L], Standard Chassis
2004-2011	AUDI	A3 [8P], (UA0 UA4) Normal Suspension
2004-2011	AUDI	A3 [8P], (UA1 UA5 UA9) Sports Suspension
2004-2011	AUDI	A3 [8P], (UA2) Offroad Suspension
2004-2011	AUDI	A3 [8P], (UA3 UB3) Sports Suspension Quattro GmbH
2004-2011	AUDI	A3 [8P], (UA6) Sports Suspension Audi Magnetic Ride (AMR)
2004-2011	AUDI	A3 [8P], (UB2) Sports Suspension RS3
2006-2011	AUDI	A3 [8P], (UA7) Sports Suspension S3 Audi Magnetic Ride (AMR)
2006-2011	AUDI	A3 [8P], (UB5) Sports Suspension S3
2017-2017	AUDI	A3 [8V], (1JA) e-tron Normal Suspension Multi-Link (ML)
2017-2017	AUDI	A3 [8V], (1JA) e-tron Normal Suspension Torsion Beam Axle (VL)
2017-2017	AUDI	A3 [8V], (1JC) e-tron Offroad Suspension Multi-Link (ML)
2017-2017	AUDI	A3 [8V], (1JC) e-tron Offroad Suspension Torsion Beam Axle (VL)
2017-2017	AUDI	A3 [8V], (G01/G04 G21/G24 G41/G45G62/G64 + 2UC) Sports Suspension Multi-Link (ML)
2017-2017	AUDI	A3 [8V], (G01/G04 G21/G24 G41/G45G62/G64 + 2UC) Sports Suspension Torsion Beam Axle (VL)
2017-2017	AUDI	A3 [8V], (G01/G04 G21/G25 + 2UF) Offroad Suspension Multi-Link (ML)
2017-2017	AUDI	A3 [8V], (G01/G04 G21/G25 + 2UF) Offroad Suspension Torsion Beam Axle (VL)
2017-2017	AUDI	A3 [8V], (G01/G05 G14/G16 G21/G24 G41/G44 G51 + 2UA) Normal Suspension Multi-Link (ML)
2017-2017	AUDI	A3 [8V], (G01/G05 G14/G16 G21/G24 G41/G44 G51 + 2UA) Normal Suspension Torsion Beam Axle (VL)
2017-2017	AUDI	A3 [8V], (G05 G07 G25 G45 + 2UC) Sports Suspension with Audi magnetic ride Multi-Link (ML)

Year	Make	Model
2017-2017	AUDI	A3 [8V], (G05 G07 G26 G27 G46 G47 G97 + 2UC) Sports Suspension S3 Multi-Link (ML)
2017-2017	AUDI	A3 [8V], (G05 G07 G26 G27 G46 G47 G97 + 2UC) Sports Suspension S3 with Audi magnetic ride Multi-Link (ML)
2017-2017	AUDI	A3 [8V], (G34 G35 G36 G47/G50 + 2UG) S-Line Sports Suspension Multi-Link (ML)
2017-2017	AUDI	A3 [8V], (G34 G35 G36 G47/G50 + 2UG) S-Line Sports Suspension Tor-sion Beam Axle (VL)
1998-2015	AUDI	A4 x30 older variants
2015-2017	AUDI	A4 [8W], (1BA) Avant
2015-2017	AUDI	A4 [8W], (1BA) Sedan
2015-2017	AUDI	A4 [8W], (1BB) Avant
2015-2017	AUDI	A4 [8W], (1BB) Sedan
2015-2017	AUDI	A4 [8W], (1BD) Avant
2015-2017	AUDI	A4 [8W], (1BD) Sedan
2015-2017	AUDI	A4 [8W], (1BE) Avant
2015-2017	AUDI	A4 [8W], (1BE) Sedan
2015-2017	AUDI	A4 [8W], (1BL) Avant Audi Magnetic Ride
2015-2017	AUDI	A4 [8W], (1BL) Sedan Audi Magnetic Ride
2015-2017	AUDI	A4 [8W], (1BM) Avant Audi Magnetic Ride
2015-2017	AUDI	A4 [8W], (1BM) Sedan Audi Magnetic Ride
2015-2017	AUDI	A4 [8W], (1BP/2MN) Avant Audi Magnetic Ride
2015-2017	AUDI	A4 [8W], (1BP/2MN) Sedan Audi Magnetic Ride
2015-2017	AUDI	A4 [8W], (1BQ/2MV) Avant Audi Magnetic Ride
2015-2017	AUDI	A4 [8W], (1BQ/2MV) Sedan Audi Magnetic Ride
2015-2017	AUDI	A4 [8W], (1BR) Avant
2015-2017	AUDI	A4 [8W], (1BR) Sedan
2016-2017	AUDI	A4 [8W], (2MC / 2MS) Sedan
2009-2017	AUDI	A5 [8T/8F], Cabriolet [8F] (1BA) Normal Suspension
2009-2017	AUDI	A5 [8T/8F], Cabriolet [8F] (1BD) Sport Suspension (S-Model)
2009-2017	AUDI	A5 [8T/8F], Cabriolet [8F] (1BE) Sport Suspension
2009-2017	AUDI	A5 [8T/8F], Cabriolet [8F] (1BL) Chassis With Audi Magnetic Ride
2009-2017	AUDI	A5 [8T/8F], Cabriolet [8F] (1BV) Sport Suspension (S-Line)
2009-2017	AUDI	A5 [8T/8F], Cabriolet [8F] (2MC) RS5 Suspension Sport with variable damper (quattro GmbH)
2009-2017	AUDI	A5 [8T/8F], Cabriolet [8F] (2MS) RS5 Suspension Normal (quattro GmbH)
2009-2017	AUDI	A5 [8T/8F], Coupé [8T] (1BA) Normal Suspension
2009-2017	AUDI	A5 [8T/8F], Coupé [8T] (1BB) Offroad Suspension
2009-2017	AUDI	A5 [8T/8F], Coupé [8T] (1BD) Sports Suspension (S-Model)
2009-2017	AUDI	A5 [8T/8F], Coupé [8T] (1BE) Sports Suspension
2009-2017	AUDI	A5 [8T/8F], Coupé [8T] (1BL) Chassis With Audi Magnetic Ride
2009-2017	AUDI	A5 [8T/8F], Coupé [8T] (1BR) Comfort-Offroad Chassis
2009-2017	AUDI	A5 [8T/8F], Coupé [8T] (1BV) Sports Suspension (S-Line)
2010-2017	AUDI	A5 [8T/8F], Coupé [8T] (1BU) RS5 Sports Suspension (quattro GmbH)
2010-2017	AUDI	A5 [8T/8F], Coupé [8T] (2MC) RS5 Sportline with variable damper (quattro GmbH)
2010-2017	AUDI	A5 [8T/8F], Coupé [8T] (2MS) RS5 Normal Suspension (quattro GmbH)
2010-2017	AUDI	A5 [8T/8F], Sportback [8T] (1BA) Normal Suspension

Year	Make	Model
2010-2017	AUDI	A5 [8T/8F], Sportback [8T] (1BB) China-City Chassis
2010-2017	AUDI	A5 [8T/8F], Sportback [8T] (1BD) Sport Suspension (S-Model)
2010-2017	AUDI	A5 [8T/8F], Sportback [8T] (1BE) Sport Suspension
2010-2017	AUDI	A5 [8T/8F], Sportback [8T] (1BL) Chassis With Audi Magnetic Ride
2010-2017	AUDI	A5 [8T/8F], Sportback [8T] (1BV) Sport Suspension (S-Line)
2016-2017	AUDI	A5 [F5], Cabrio (1BA)
2016-2017	AUDI	A5 [F5], Cabrio (1BD)
2016-2017	AUDI	A5 [F5], Cabrio (1BE)
2016-2017	AUDI	A5 [F5], Cabrio (1BL/2MV)
2016-2017	AUDI	A5 [F5], Cabrio (2MC / 2MS)
2016-2017	AUDI	A5 [F5], Coupé (1BA)
2016-2017	AUDI	A5 [F5], Coupé (1BD)
2016-2017	AUDI	A5 [F5], Coupé (1BE)
2016-2017	AUDI	A5 [F5], Coupé (1BL/2MV)
2016-2017	AUDI	A5 [F5], Coupé (2MC / 2MS)
2016-2017	AUDI	A5 [F5], Sportback (1BA)
2016-2017	AUDI	A5 [F5], Sportback (1BD)
2016-2017	AUDI	A5 [F5], Sportback (1BE)
2016-2017	AUDI	A5 [F5], Sportback (1BL/2MV)
2016-2017	AUDI	A5 [F5], Sportback (2MC / 2MS)
2004-2006	AUDI	A6 [4F], (1BA) Standard Chassis
2004-2006	AUDI	A6 [4F], (1BE) Sports Chassis
2004-2006	AUDI	A6 [4F], (1BR) Offroad Chassis
2004-2006	AUDI	A6 [4F], (1BV) Sports Chassis Quattro GmbH
2005-2006	AUDI	A6 [4F], (1BB) City Chassis
2005-2006	AUDI	A6 [4F], (1BK) Pneumatic suspension
2007-2011	AUDI	A6 [4F], (1BA) Standard Chassis
2007-2011	AUDI	A6 [4F], (1BB) City Chassis
2007-2011	AUDI	A6 [4F], (1BE) Sports Chassis
2007-2011	AUDI	A6 [4F], (1BK) Pneumatic suspension
2007-2011	AUDI	A6 [4F], (1BR) Offroad Chassis
2007-2011	AUDI	A6 [4F], (1BV) Sports Chassis Quattro GmbH
2011-2011	AUDI	A6 [4G], (1BA) Normal Suspension
2011-2011	AUDI	A6 [4G], (1BB) Offroad Suspension
2011-2011	AUDI	A6 [4G], (1BE) Hybrid
2011-2011	AUDI	A6 [4G], (1BE) Sports Suspension
2011-2011	AUDI	A6 [4G], (1BK) Air Suspension Normal Suspension
2011-2011	AUDI	A6 [4G], (1BR) Offroad Suspension
2011-2011	AUDI	A6 [4G], (1BS) Air Suspension Offroad Chassis
2011-2011	AUDI	A6 [4G], (1BV) Sports Suspension S-Line
2011-2011	AUDI	A6 [4G], (1BY) Allroad Air Suspension
2011-2011	AUDI	A6 [4G], (2MA) Air Suspension RS6

Year	Make	Model
2011-2011	AUDI	A6 [4G], (2MB) Air Suspension Sports Chassis
2011-2011	AUDI	A6 [4G], (2MC) RS6
2011-2017	AUDI	A6 [4G], (1BA) (1BH) Normal Suspension Right Hand Drive
2011-2017	AUDI	A6 [4G], (1BB) Offroad Suspension Right Hand Drive
2011-2017	AUDI	A6 [4G], (1BE) Hybrid Right Hand Drive
2011-2017	AUDI	A6 [4G], (1BE) Sports Suspension Right Hand Drive
2011-2017	AUDI	A6 [4G], (1BK) Air Suspension Normal Suspension Right Hand Drive
2011-2017	AUDI	A6 [4G], (1BR) Offroad Suspension Right Hand Drive
2011-2017	AUDI	A6 [4G], (1BS) Air Suspension Offroad Chassis Right Hand Drive
2011-2017	AUDI	A6 [4G], (1BV) Sports Suspension S-Line Right Hand Drive
2011-2017	AUDI	A6 [4G], (1BY) Allroad Air Suspension Right Hand Drive
2011-2017	AUDI	A6 [4G], (2MA) Air Suspension RS6 Right Hand Drive
2011-2017	AUDI	A6 [4G], (2MB) Air Suspension Sports Chassis Right Hand Drive
2011-2017	AUDI	A6 [4G], (2MC) RS6 Right Hand Drive
2012-2017	AUDI	A6 [4G], (1BA) Normal Suspension
2012-2017	AUDI	A6 [4G], (1BB) Offroad Suspension
2012-2017	AUDI	A6 [4G], (1BE) Hybrid
2012-2017	AUDI	A6 [4G], (1BE) Sports Suspension
2012-2017	AUDI	A6 [4G], (1BK) Air Suspension Normal Suspension
2012-2017	AUDI	A6 [4G], (1BR) Offroad Suspension
2012-2017	AUDI	A6 [4G], (1BS) Air Suspension Offroad Chassis
2012-2017	AUDI	A6 [4G], (1BV) Sports Suspension S-Line
2012-2017	AUDI	A6 [4G], (1BY) Allroad Air Suspension
2012-2017	AUDI	A6 [4G], (2MA) Air Suspension RS6
2012-2017	AUDI	A6 [4G], (2MB) Air Suspension Sports Chassis
2012-2017	AUDI	A6 [4G], (2MC) RS6
2011-2011	AUDI	A7 [4G], (1BA) Normal Suspension
2011-2011	AUDI	A7 [4G], (1BB) Offroad Suspension
2011-2011	AUDI	A7 [4G], (1BE/1BV) Sports Suspension
2011-2011	AUDI	A7 [4G], (1BK) Air Suspension Normal Suspension
2011-2011	AUDI	A7 [4G], (1BS) Air Suspension Offroad Chassis
2011-2011	AUDI	A7 [4G], (2MB) Air Suspension Sports Chassis
2011-2017	AUDI	A7 [4G], (1BA) Normal Suspension Right Hand Drive
2011-2017	AUDI	A7 [4G], (1BB) Offroad Suspension Right Hand Drive
2011-2017	AUDI	A7 [4G], (1BE) Sports Suspension Right Hand Drive
2011-2017	AUDI	A7 [4G], (1BK) Air Suspension Normal Suspension Right Hand Drive
2011-2017	AUDI	A7 [4G], (1BS) Air Suspension Offroad Chassis Right Hand Drive
2011-2017	AUDI	A7 [4G], (1BV) Sports Suspension Right Hand Drive
2011-2017	AUDI	A7 [4G], (1BY) Allroad Air Suspension Right Hand Drive
2011-2017	AUDI	A7 [4G], (2MB) Air Suspension Sports Chassis Right Hand Drive
2012-2012	AUDI	A7 [4G], (2MA) Air Suspension RS7
2012-2012	AUDI	A7 [4G], (2MC) RS7

Year	Make	Model
2012-2017	AUDI	A7 [4G], (1BA) Normal Suspension
2012-2017	AUDI	A7 [4G], (1BB) Offroad Suspension
2012-2017	AUDI	A7 [4G], (1BE/1BV) Sports Suspension
2012-2017	AUDI	A7 [4G], (1BK) Air Suspension Normal Suspension
2012-2017	AUDI	A7 [4G], (1BS) Air Suspension Offroad Chassis
2012-2017	AUDI	A7 [4G], (2MA) Air Suspension RS7 Right Hand Drive
2012-2017	AUDI	A7 [4G], (2MB) Air Suspension Sports Chassis
2012-2017	AUDI	A7 [4G], (2MC) RS7 Right Hand Drive
2013-2015	AUDI	A7 [4G], (2MA) Air Suspension RS7
2013-2015	AUDI	A7 [4G], (2MC) RS7
2016-2017	AUDI	A7 [4G], (2MA) Air Suspension RS7
2016-2017	AUDI	A7 [4G], (2MC) RS7
2003-2010	AUDI	A8 [4E], (2MA) Sports Chassis Front/Quattro
2003-2010	AUDI	A8 [4E], (2MB) Sports Chassis Front/Quattro S8
2010-2017	AUDI	A8 [4H], (1BK) Normal Suspension except V8 TDI and W12 FSI
2010-2017	AUDI	A8 [4H], (1BK) Normal Suspension With V8 TDI and W12 FSI
2010-2017	AUDI	A8 [4H], (1BY) Offroad Suspension except V8 TDI and W12 FSI
2010-2017	AUDI	A8 [4H], (1BY) Offroad Suspension With V8 TDI and W12 FSI
2010-2017	AUDI	A8 [4H], (2MA) Sports Suspension except V8 TDI and W12 FSI
2010-2017	AUDI	A8 [4H], (2MA) Sports Suspension With V8 TDI and W12 FSI
2010-2017	AUDI	A8 [4H], (2MB) Sports Suspension S8 except V8 TDI and W12 FSI
2010-2017	AUDI	A8 [4H], (2MB) Sports Suspension S8 With V8 TDI and W12 FSI
1994-1998	AUDI	CABRIOLET,
1999-1999	AUDI	CABRIOLET,
1992-1998	AUDI	CONVERTIBLE,
1990-1991	AUDI	COUPE,
2016-2017	AUDI	Q2 [GA], (G01/G02/G03/G04/G95) Suspension Normal Multi-Link (ML) Q2 [GA], (G01/G02/G03/G04/G95) Suspension Normal Torsion Beam Axle (VL)
2016-2017	AUDI	Q2 [GA], (G31/G32/G33/G34) Suspension Sport Multi-Link (ML)
2016-2017	AUDI	Q2 [GA], (G31/G32/G33/G34) Suspension Sport Torsion Beam Axle (VL)
2011-2017	AUDI	Q3 [8U], (G05 G11 G12 G14 G15) Standard Suspension
2011-2017	AUDI	Q3 [8U], (G09 G13) Sports Suspension S-Line
2011-2017	AUDI	Q3 [8U], (G43) Standard Suspension with electronically regulated damping
2011-2017	AUDI	Q3 [8U], (G44) RS Q3 Sports Suspension with electronically regulated damping
2014-2017	AUDI	
2008-2017	AUDI	Q5 [83], (1BH) Four-wheel drive Comfort Chassis (China)
2011-2017	AUDI	Q5 [83], (1BA) Hybrid Normal Suspension (China)
2008-2012	AUDI	Q5 [8R], (1BA) Four-wheel drive Normal Suspension to Model Year 2012 Q5 [8R], (1BL) Four-wheel drive Chassis With Audi Magnetic Ride to Model Year 2012
2008-2012	AUDI	Q5 [8R], (1BV) Four-wheel drive Sports Suspension to Model Year 2012
2008-2017	AUDI	Q5 [8R], (1BV) FWD Sportsline
2008-2017	AUDI	Q5 [8R], (2MF) FWD Normal Suspension Europe without Russia
2011-2017	AUDI	Q5 [8R], (1BA) Hybrid Normal Suspension NAR and Russia

Year	Make	Model
2011-2017	AUDI	Q5 [8R], (2MF) Hybrid Normal Suspension Europe without Russia
2012-2017	AUDI	Q5 [8R], (1BA) Four-wheel drive Normal Suspension (Australia) from Model Year 2013
2012-2017	AUDI	Q5 [8R], (1BA) Four-wheel drive Normal Suspension from Model Year 2013
2012-2017	AUDI	Q5 [8R], (1BL) Four-wheel drive Chassis With Audi Magnetic Ride from Model Year 2013
2012-2017	AUDI	Q5 [8R], (1BL) Four-wheel drive Chassis with Audi Magnetic Ride (Australia) from Model Year 2013
2012-2017	AUDI	Q5 [8R], (1BV) Four-wheel drive Sports Suspension (Australia) from Model Year 2013
2012-2017	AUDI	Q5 [8R], (1BV) Four-wheel drive Sports Suspension from Model Year 2013
2013-2017	AUDI	Q5 [8R], (1BD) SQ5 Four-wheel drive Sports Suspension
2013-2017	AUDI	Q5 [8R], (2MT) SQ5 Four-wheel drive Sports Suspension
2006-2015	AUDI	Q7 [4L], (1BA) Standard Suspension
2015-2017	AUDI	Q7 [4M], (1BA) Suspension Normal Coil Springs
2015-2017	AUDI	Q7 [4M], (1BK) Suspension Normal Pneumatic Suspension
2015-2017	AUDI	Q7 [4M], (2MA) Suspension Sport Pneumatic Suspension
2015-2017	AUDI	Q7 [4M], (2MB) SQ7 Suspension Sport Pneumatic Suspension
1990-1994	AUDI	QUATTRO, V8
2013-2017	AUDI	R8 [42], Coupé (1BA) Normal Suspension V8 FSI from Model Year 2013
2013-2017	AUDI	R8 [42], Coupé (1BE) Normal Suspension V10 FSI from Model Year 2013
2013-2017	AUDI	R8 [42], Coupé (1BL) Sportsline Audi Magnetic Ride (AMR) V8 FSI from Model Year 2013
2013-2017	AUDI	R8 [42], Coupé (1BU) Suspension Sport V10 FSI from Model Year 2013
2013-2017	AUDI	R8 [42], Coupé (2MN) Sportsline Audi Magnetic Ride (AMR) V10 FSI from Model Year 2013
2013-2017	AUDI	R8 [42], GT (1BD) Threaded Suspension from Model Year 2013
2013-2017	AUDI	R8 [42], Spyder (1BA) Normal Suspension V8 FSI from Model Year 2013
2013-2017	AUDI	R8 [42], Spyder (1BE) Normal Suspension V10 FSI from Model Year 2013
2013-2017	AUDI	R8 [42], Spyder (1BL) Sportsline Audi Magnetic Ride (AMR) V8 FSI from Model Year 2013
2013-2017	AUDI	R8 [42], Spyder (1BU) Suspension Sport V10 FSI from Model Year 2013
2013-2017	AUDI	R8 [42], Spyder (2MN) Sportsline Audi Magnetic Ride (AMR) V10 FSI from Model Year 2013
2015-2017	AUDI	R8 [4S], Coupé [4S3]
2015-2017	AUDI	R8 [4S], Spyder [4S9]
1992-1994	AUDI	S4,
1995-1999	AUDI	S6,
1999-2003	AUDI	S8, (1BA1BM1BG1BN) Standard Chassis
1999-2003	AUDI	S8, (1BE1BD) Sports Suspension
1999-2003	AUDI	S8, (1BT) Offroad Suspension
2014-2017	AUDI	TT [FV], TT Coupé (1BA) Normal Suspension
2014-2017	AUDI	TT [FV], TT Coupé (1BD) Special Sport Suspension
2014-2017	AUDI	TT [FV], TT Coupé (1BL) Sports Suspension Audi Magnetic Ride (AMR)
2014-2017	AUDI	TT [FV], TT Coupé (1BQ / 2MV) Sports Suspension Audi Magnetic Ride (AMR)
2014-2017	AUDI	TT [FV], TT Coupé (1BV) Sport Suspension
2014-2017	AUDI	TT [FV], TT Roadster (1BA) Normal Suspension
2014-2017	AUDI	TT [FV], TT Roadster (1BD) Special Sport Suspension
2014-2017	AUDI	TT [FV], TT Roadster (1BL) Sports Suspension Audi Magnetic Ride (AMR)
2014-2017	AUDI	TT [FV], TT Roadster (1BQ / 2MV) Sports Suspension Audi Magnetic Ride (AMR)

Year	Make	Model
2014-2017	AUDI	TT [FV], TT Roadster (1BV) Sport Suspension
2014-2017	AUDI	TT [FV], TTS Coupè (1BA) Normal Suspension
2014-2017	AUDI	TT [FV], TTS Coupè (1BD) Special Sport Suspension
2014-2017	AUDI	TT [FV], TTS Coupè (1BL) Sports Suspension Audi Magnetic Ride (AMR)
2014-2017	AUDI	TT [FV], TTS Coupè (1BQ / 2MV) Sports Suspension Audi Magnetic Ride (AMR)
2014-2017	AUDI	TT [FV], TTS Coupè (1BV) Sport Suspension
2014-2017	AUDI	TT [FV], TTS Roadster (1BA) Normal Suspension
2014-2017	AUDI	TT [FV], TTS Roadster (1BD) Special Sport Suspension
2014-2017	AUDI	TT [FV], TTS Roadster (1BL) Sports Suspension Audi Magnetic Ride (AMR)
2014-2017	AUDI	TT [FV], TTS Roadster (1BQ / 2MV) Sports Suspension Audi Magnetic Ride (AMR)
2014-2017	AUDI	TT [FV], TTS Roadster (1BV) Sport Suspension
2016-2017	BENTLEY	BENTAYGA [4V14A9], 6.0L W12
2004-2010	BENTLEY	CONTINENTAL, GT
2005-2013	BENTLEY	CONTINENTAL, Flying Spur
2006-2011	BENTLEY	CONTINENTAL, GTC
2008-2010	BENTLEY	CONTINENTAL, GT Speed
2008-2010	BENTLEY	CONTINENTAL, GTC Speed
2009-2017	BENTLEY	CONTINENTAL, Flying Spur Speed
2010-2011	BENTLEY	CONTINENTAL, GT Supersports
2011-2017	BENTLEY	CONTINENTAL, GTC Supersports
2012-2017	BENTLEY	CONTINENTAL, GT
2012-2017	BENTLEY	CONTINENTAL, GTC
2013-2017	BENTLEY	CONTINENTAL, GT Speed & V8 S
2013-2017	BENTLEY	CONTINENTAL, GTC Speed & V8 S
2014-2017	BENTLEY	CONTINENTAL, Flying Spur
2015-2017	BENTLEY	CONTINENTAL, GT3-R
2010-2017	BENTLEY	MULSANNE,
2014-2016	FORD	ECOSPORT, BK SERIES
2015-2016	FORD	EVEREST, ENDEAVOUR
2013-2016	FORD	FIESTA, WZ Series Sports Suspension
2013-2016	FORD	FIESTA, WZ Series ST Suspension
2013-2016	FORD	FIESTA, WZ Series Standard Suspension
2011-2016	FORD	FOCUS, LW Series
2013-2016	FORD	KUGA, TF & TF MkII Series 4WD
2013-2016	FORD	KUGA, TF & TF MkII Series FWD
2015-2016	FORD	MONDEO, MD Series Sedan Sports Suspension
2015-2016	FORD	MONDEO, MD Series Sedan Standard Suspension
2015-2016	FORD	MONDEO, MD Series Wagon Sports Suspension
2015-2016	FORD	MONDEO, MD Series Wagon Standard Suspension
2015-2017	FORD	MUSTANG, (Base Coupe Base Convertible Performance Package Convertible Track Package Convertible)
2015-2017	FORD	MUSTANG, (Performance Package Coupe Track Package Coupe)
2015-2017	FORD	MUSTANG, GT350

Year	Make	Model
2015-2017	FORD	MUSTANG, GT350R
2015-2016	HYUNDAI	ELANTRA, AD Series
2015-2016	KIA	OPTIMA, JF Series
2011-2017	LAMBORGHINI	AVENTADOR, LP700-4 Coupé and Roadster
1996-2001	LAMBORGHINI	DIABOLO, All Models
2004-2014	LAMBORGHINI	GALLARDO,
2004-2014	LAMBORGHINI	GALLARDO, Spyder
2013-2014	LAMBORGHINI	GALLARDO, LP560 2WD
2014-2017	LAMBORGHINI	HURACAN,
2002-2011	LAMBORGHINI	MURCIÉLAGO,
2004-2011	LAMBORGHINI	MURCIÉLAGO, Roadster
2013-2016	LEXUS	ES300h, AVV60R Series
2015-2016	LEXUS	GS 200t, All Models
2015-2016	LEXUS	GS350, All Models
2015-2016	LEXUS	RC200t, All Models
2016-2016	LEXUS	RX200t, All Models
2015-2016	LEXUS	RX350, GGL25R Series All Models
2015-2016	LEXUS	RX450h, GYL25R Series All Models
2016-2016	MERCEDES-BENZ	166, (W/X) AMG Sport AMG Sport with Code M276+M30+M002+M016
2011-2016	MERCEDES-BENZ	172, (R172 / SLK) AMG SLK 55 ECE/USA AMG M152
2016-2016	MERCEDES-BENZ	205, (C/A) AMG AMG with Code M177+M40
2016-2016	MERCEDES-BENZ	205, (V) AMG Sport AMG with Code M276+M016+M005+L
2016-2016	MERCEDES-BENZ	205, (W/S/C/A) AMG Sport AMG with Code M276+M016+M005+L
2016-2016	MERCEDES-BENZ	205, (W/S/C/A) AMG Sport AMG with Code M276+M016+M005+R
2016-2016	MERCEDES-BENZ	213, ( W / S ) AMG Sport AMG Sport with Code M276+M30+M016+L
2016-2016	MERCEDES-BENZ	213, ( W / S ) AMG Sport AMG Sport with Code M276+M30+M016+R
2016-2016	MERCEDES-BENZ	213, (S) with 4Matic with Code 459/677+L
2016-2016	MERCEDES-BENZ	213, (S) with 4Matic with Code 485+L
2016-2016	MERCEDES-BENZ	213, (S) with 4Matic with Code 677+R
2016-2016	MERCEDES-BENZ	213, (S) without 4Matic with Code 459/677
2016-2016	MERCEDES-BENZ	213, (S) without 4Matic with Code 485
2016-2016	MERCEDES-BENZ	213, (W / S / V) with 4Matic with Code 489
2016-2016	MERCEDES-BENZ	213, (W / S / V) without 4Matic with Code 489
2016-2016	MERCEDES-BENZ	213, (W / V) with 4Matic with Code 485+L
2016-2016	MERCEDES-BENZ	213, (W / V) without 4Matic with Code 485
2016-2016	MERCEDES-BENZ	213, (W) with 4Matic with Code 459/677+L
2016-2016	MERCEDES-BENZ	213, (W) with 4Matic with Code 677+R
2016-2016	MERCEDES-BENZ	213, (W) without 4Matic with Code 482
2016-2016	MERCEDES-BENZ	213, (W) without 4Matic with Code 459/677
2016-2016	MERCEDES-BENZ	213, (W/S) AMG AMG with Code M177+M40+L
2016-2016	MERCEDES-BENZ	213, (W/S) AMG AMG with Code M177+M40+R
2016-2016	MERCEDES-BENZ	217, (C) ECE w/o 4Matic w/ Code 487 w/oCode 494

Year	Make	Model
2016-2016	MERCEDES-BENZ	217, (C) AMG ECE AMG with Code M157/M279 + 487
2016-2016	MERCEDES-BENZ	217, (C) AMG USA AMG with Code M157/M279 + 487 + 494
2016-2016	MERCEDES-BENZ	217, (C/A) 4-MATIC ECE with 4Matic w/o Code 487
2016-2016	MERCEDES-BENZ	217, (C/A) AMG ECE AMG with Code M157/M177/M279 without Code 494487 M005
2016-2016	MERCEDES-BENZ	217, (C/A) AMG USA AMG with Code M157/M177/M279 + 494 without Code 487 M005
2016-2016	MERCEDES-BENZ	253, (C) with Code 459 + L
2016-2016	MERCEDES-BENZ	253, (C) with Code 459 + R
2016-2016	MERCEDES-BENZ	253, (X) With Code 482 + 821 + L
2016-2016	MERCEDES-BENZ	253, (X) With Code 485 + L
2016-2016	MERCEDES-BENZ	253, (X) With Code 486 + L
2016-2016	MERCEDES-BENZ	253, (X) with Code 482+821 + R
2016-2016	MERCEDES-BENZ	253, (X) with Code 485 + R
2016-2016	MERCEDES-BENZ	253, (X) with Code 486 + R
2016-2016	MERCEDES-BENZ	253, (X/C) With Code 482 without Code 821 + L
2016-2016	MERCEDES-BENZ	253, (X/C) With Code 482 without Code 821 + R
2016-2016	MERCEDES-BENZ	253, (X/C) With Code 489 + L
2016-2016	MERCEDES-BENZ	253, (X/C) with Code 489 + R
2016-2016	MERCEDES-BENZ	253, (X/C) AMG Sport AMG Sport with Code M276+M30+M002+M016+M005+L
2016-2016	MERCEDES-BENZ	253, (X/C) AMG Sport AMG Sport with Code M276+M30+M002+M016+M005+R
2016-2016	MERCEDES-BENZ	448, (V-KlasseVito) Code CF0/CF7/CF8/CF9/CA1
2015-2016	PEUGEOT	108, With Sun Roof
2015-2016	PEUGEOT	108, Without Sun roof
2007-2016	PEUGEOT	EXPERT III, Long Wheel Base Air Suspension Combi 215/60 R16
2007-2016	PEUGEOT	EXPERT III, Long Wheel Base Air Suspension Utility 215/60 R16
2007-2016	PEUGEOT	EXPERT III, Long Wheel Base Metal Suspension Combi 215/60 R16
2007-2016	PEUGEOT	EXPERT III, Long Wheel Base Metal Suspension Utility 215/60 R16
2007-2016	PEUGEOT	EXPERT III, Short Wheel Base Air Suspension Combi 215/60 R16
2007-2016	PEUGEOT	EXPERT III, Short Wheel Base Air Suspension Utility 215/60 R16
2007-2016	PEUGEOT	EXPERT III, Short Wheel Base Air Suspension Utility 215/65 R15
2007-2016	PEUGEOT	EXPERT III, Short Wheel Base Metal Suspension Combi 215/60 R16
2007-2016	PEUGEOT	EXPERT III, Short Wheel Base Metal Suspension Utility 215/60 R16
2007-2016	PEUGEOT	EXPERT III, Short Wheel Base Metal Suspension Utility 215/65 R15
1990-1991	PORSCHE	944, S2 USA
1992-1995	PORSCHE	968, Series USA
1988-1994	PORSCHE	911 [964], Carrera 2 / 4 Speedster America
1988-1994	PORSCHE	911 [964], Carrera 2 / 4 Turbo Look USA and Mexico
1991-1992	PORSCHE	911 [964], Turbo USA
2015-2017	PORSCHE	911 [991 II], PASM - 10 mm Carrera 2/2S 19" Wheels (I-Nr. 475) (I-Nr. 352)
2015-2017	PORSCHE	911 [991 II], PASM - 10 mm Carrera 2/2S 20" Wheels (I-Nr. 475) (I-Nr. 352)
2015-2017	PORSCHE	911 [991 II], PASM - 10 mm Carrera C4 / C4S 19" Wheels (I-Nr. 475) (I-Nr. 352)
2015-2017	PORSCHE	911 [991 II], PASM - 10 mm Carrera C4 / C4S 20" Wheels (I-Nr. 475) (I-Nr. 352)
2015-2017	PORSCHE	911 [991 II], PASM ± 0 mm Carrera 2/2S 19" Wheels (I-Nr. 477)

Year	Make	Model
2015-2017	PORSCHE	911 [991 II], PASM ± 0 mm Carrera 2/2S 20" Wheels (I-Nr. 477)
2015-2017	PORSCHE	911 [991 II], PASM ± 0 mm Carrera C4 / C4S 19" Wheels (I-Nr. 477)
2015-2017	PORSCHE	911 [991 II], PASM ± 0 mm Carrera C4 / C4S 20" Wheels (I-Nr. 477)
2015-2017	PORSCHE	911 [991 II], PASM Sport - 20 mm Carrera 2/2S 19" Wheels (I-Nr. 030) (I-Nr. 031)
2015-2017	PORSCHE	911 [991 II], PASM Sport - 20 mm Carrera 2/2S 20" Wheels (I-Nr. 030) (I-Nr. 031) 911 [991 II], PASM Sport - 20 mm Carrera C4 / C4S 19" Wheels (I-Nr. 030) (I-Nr. 031)
2015-2017	PORSCHE	911 [991 II], PASM Sport - 20 mm Carrera C4 / C4S 20" Wheels (I-Nr. 030) (I-Nr. 031)
2015-2017	PORSCHE	911 [991 II], PASM - 10 mm Turbo/Turbo S 20" Wheels
2013-2017	PORSCHE	911 [991], GT3 20" Wheels
2013-2017	PORSCHE	911 [991], PASM - 10 mm Carrera 2/2S 20" Wheels (I-Nr. 475) (I-Nr. 352)
2013-2017	PORSCHE	911 [991], PASM - 10 mm Carrera 4/4S 20" Wheels
2013-2017	PORSCHE	911 [991], PASM - 10 mm Carrera 2/2S 19" Wheels (I-Nr. 475) (I-Nr. 352)
2013-2017	PORSCHE	911 [991], PASM - 10 mm Carrera 4/4S 19" Wheels
2013-2017	PORSCHE	911 [991], PASM ± 0 mm Carrera 2/2S 19" Wheels (I-Nr. 477)
2013-2017	PORSCHE	911 [991], PASM ± 0 mm Carrera 2/2S 20" Wheels (I-Nr. 477)
2013-2017	PORSCHE	911 [991], PASM ± 0 mm Carrera 4/4S 19" Wheels
2013-2017	PORSCHE	911 [991], PASM ± 0 mm Carrera 4/4S 20" Wheels
2013-2017	PORSCHE	911 [991], PASM Sport - 20 mm Carrera 2/2S 19" Wheels (I-Nr. 030) (I-Nr. 031)
2013-2017	PORSCHE	911 [991], PASM Sport - 20 mm Carrera 2/2S 20" Wheels (I-Nr. 030) (I-Nr. 031)
2013-2017	PORSCHE	911 [991], PASM Sport - 20 mm Carrera 4/4S 19" Wheels
2013-2017	PORSCHE	911 [991], PASM Sport - 20 mm Carrera 4/4S 20" Wheels
2013-2017	PORSCHE	911 [991], Series Carrera 2/2S 19" Wheels
2013-2017	PORSCHE	911 [991], Series Carrera 2/2S 20" Wheels
2013-2017	PORSCHE	911 [991], Series Carrera 4/4S 19" Wheels
2013-2017	PORSCHE	911 [991], Series Carrera 4/4S 20" Wheels
2016-2017	PORSCHE	911 [991], GT3 RS 20" Wheel
1993-1998	PORSCHE	911 [993], Carrera Sport USA
1993-1998	PORSCHE	911 [993], Carrera Standard Suspension USA
1994-1999	PORSCHE	911 [993], Carrera 4S USA
1995-1999	PORSCHE	911 [993], Turbo USA
1998-2001	PORSCHE	911 [996], Sport ROW
1998-2001	PORSCHE	911 [996], Standard Suspension and Sport USA
1998-2001	PORSCHE	911 [996], Standard Suspension ROW
2002-2004	PORSCHE	911 [996], 2/4 Standard & Sport 17" Wheels USA
2002-2004	PORSCHE	911 [996], 2/4 Standard & Sport 18" Wheel USA
2002-2004	PORSCHE	911 [996], 4S USA
2002-2005	PORSCHE	911 [996], Turbo USA
1982-1991	PORSCHE	944 [951], Turbo With M030 Sports Suspension USA
1990-1991	PORSCHE	944 [951], Turbo USA
2013-2017	PORSCHE	BOXSTER [981], PASM - 10 mm 18" Wheels (I-Nr. 475)
2013-2017	PORSCHE	BOXSTER [981], PASM - 10 mm 19" Wheels (I-Nr. 475)
2013-2017	PORSCHE	BOXSTER [981], PASM - 10 mm 20" Wheels (I-Nr. 475)

Year	Make	Model
2013-2017	PORSCHE	BOXSTER [981], PASM ± 0 mm 18" Wheels (I-Nr. 477)
2013-2017	PORSCHE	BOXSTER [981], PASM ± 0 mm 19" Wheels (I-Nr. 477)
2013-2017	PORSCHE	BOXSTER [981], PASM ± 0 mm 20" Wheels (I-Nr. 477)
2013-2017	PORSCHE	BOXSTER [981], PASM -20 mm 18" Wheels (X73)
2013-2017	PORSCHE	BOXSTER [981], PASM -20 mm 19" Wheels (X73)
2013-2017	PORSCHE	BOXSTER [981], PASM -20 mm 20" Wheels (X73)
2013-2017	PORSCHE	BOXSTER [981], S PASM - 10 mm 18" Wheels (I-Nr. 475)
2013-2017	PORSCHE	BOXSTER [981], S PASM - 10 mm 19" Wheels (I-Nr. 475)
2013-2017	PORSCHE	BOXSTER [981], S PASM - 10 mm 20" Wheels (I-Nr. 475)
2013-2017	PORSCHE	BOXSTER [981], S PASM ± 0 mm 18" Wheels (I-Nr. 477)
2013-2017	PORSCHE	BOXSTER [981], S PASM ± 0 mm 19" Wheels (I-Nr. 477)
2013-2017	PORSCHE	BOXSTER [981], S PASM ± 0 mm 20" Wheels (I-Nr. 477)
2013-2017	PORSCHE	BOXSTER [981], S PASM -20 mm 18" Wheels (X73)
2013-2017	PORSCHE	BOXSTER [981], S PASM -20 mm 19" Wheels (X73)
2013-2017	PORSCHE	BOXSTER [981], S PASM -20 mm 20" Wheels (X73)
2013-2017	PORSCHE	BOXSTER [981], S Series 18" Wheels
2013-2017	PORSCHE	BOXSTER [981], S Series 19" Wheels
2013-2017	PORSCHE	BOXSTER [981], S Series 20" Wheels
2013-2017	PORSCHE	BOXSTER [981], Series 18" Wheels
2013-2017	PORSCHE	BOXSTER [981], Series 19" Wheels
2013-2017	PORSCHE	BOXSTER [981], Series 20" Wheels
2015-2017	PORSCHE	BOXSTER [981], 20" Wheel
2016-2017	PORSCHE	BOXSTER [982], PASM - 10 mm (I-Nr. 475) 18" wheels
2016-2017	PORSCHE	BOXSTER [982], PASM - 10 mm (I-Nr. 475) 19" Wheels
2016-2017	PORSCHE	BOXSTER [982], PASM - 10 mm (I-Nr. 475) 20" Wheels
2016-2017	PORSCHE	BOXSTER [982], PASM ± 0 mm (I-Nr. 477) 18" wheels
2016-2017	PORSCHE	BOXSTER [982], PASM ± 0 mm (I-Nr. 477) 19" Wheels
2016-2017	PORSCHE	BOXSTER [982], PASM ± 0 mm (I-Nr. 477) 20" Wheels
2016-2017	PORSCHE	BOXSTER [982], PASM -20 mm (X73) 18" wheels
2016-2017	PORSCHE	BOXSTER [982], PASM -20 mm (X73) 19" Wheels
2016-2017	PORSCHE	BOXSTER [982], PASM -20 mm (X73) 20" Wheels
2016-2017	PORSCHE	BOXSTER [982], Series 18" Wheels
2016-2017	PORSCHE	BOXSTER [982], Series 19" Wheels
2016-2017	PORSCHE	BOXSTER [982], Series 20" Wheels
1996-2004	PORSCHE	BOXSTER [986], 16" Wheels USA Series and Sport
1996-2004	PORSCHE	BOXSTER [986], 17" Wheels USA Series and Sport
1996-2004	PORSCHE	BOXSTER [986], 18" Wheels USA Series and Sport
2010-2010	PORSCHE	CAYENNE [92A], Steel Suspension With or Without PASM to Model Year C USA
2011-2012	PORSCHE	CAYENNE [92A], Steel Suspension With or Without PASM to Model Year C USA
2013-2017	PORSCHE	CAYENNE [92A], Air Suspension
2013-2017	PORSCHE	CAYENNE [92A], Air Suspension GTS
2013-2017	PORSCHE	CAYENNE [92A], Steel Suspension (except USA and GTS) without and with PASM from Model Year C

Year	Make	Model
2013-2017	PORSCHE	CAYENNE [92A], Steel Suspension GTS CAYENNE [92A], Steel Suspension USA without and with PASM from Model Year C
2013-2017	PORSCHE	
2003-2005	PORSCHE	CAYENNE [9PA], S Air Springs Brazil
2003-2005	PORSCHE	CAYENNE [9PA], S Steel Springs Brazil
2003-2005	PORSCHE	CAYENNE [9PA], Turbo S Air Springs Brazil
2003-2010	PORSCHE	CAYENNE [9PA], S Steel Springs
2016-2017	PORSCHE	CAYMAN [982], PASM - 10 mm (I-Nr. 475) 18" wheels
2016-2017	PORSCHE	CAYMAN [982], PASM - 10 mm (I-Nr. 475) 19" Wheels
2016-2017	PORSCHE	CAYMAN [982], PASM - 10 mm (I-Nr. 475) 20" Wheels
2016-2017	PORSCHE	CAYMAN [982], PASM ± 0 mm (I-Nr. 477) 18" wheels
2016-2017	PORSCHE	CAYMAN [982], PASM ± 0 mm (I-Nr. 477) 19" Wheels
2016-2017	PORSCHE	CAYMAN [982], PASM ± 0 mm (I-Nr. 477) 20" Wheels
2016-2017	PORSCHE	CAYMAN [982], PASM -20 mm (X73) 18" wheels
2016-2017	PORSCHE	CAYMAN [982], PASM -20 mm (X73) 19" Wheels
2016-2017	PORSCHE	CAYMAN [982], PASM -20 mm (X73) 20" Wheels
2016-2017	PORSCHE	CAYMAN [982], Series 18" Wheels
2016-2017	PORSCHE	CAYMAN [982], Series 19" Wheels
2016-2017	PORSCHE	CAYMAN [982], Series 20" Wheels
2013-2017	PORSCHE	CAYMAN [987], PASM - 10 mm 18" Wheels (I-Nr. 475)
2013-2017	PORSCHE	CAYMAN [987], PASM - 10 mm 19" Wheels (I-Nr. 475)
2013-2017	PORSCHE	CAYMAN [987], PASM - 10 mm 20" Wheels (I-Nr. 475)
2013-2017	PORSCHE	CAYMAN [987], PASM ± 0 mm 18" Wheels (I-Nr. 477)
2013-2017	PORSCHE	CAYMAN [987], PASM ± 0 mm 19" Wheels (I-Nr. 477)
2013-2017	PORSCHE	CAYMAN [987], PASM ± 0 mm 20" Wheels (I-Nr. 477)
2013-2017	PORSCHE	CAYMAN [987], PASM -20 mm 18" Wheels (X73)
2013-2017	PORSCHE	CAYMAN [987], PASM -20 mm 19" Wheels (X73)
2013-2017	PORSCHE	CAYMAN [987], PASM -20 mm 20" Wheels (X73)
2013-2017	PORSCHE	CAYMAN [987], S PASM - 10 mm 18" Wheels (I-Nr. 475)
2013-2017	PORSCHE	CAYMAN [987], S PASM - 10 mm 19" Wheels (I-Nr. 475)
2013-2017	PORSCHE	CAYMAN [987], S PASM - 10 mm 20" Wheels (I-Nr. 475)
2013-2017	PORSCHE	CAYMAN [987], S PASM ± 0 mm 18" Wheels (I-Nr. 477)
2013-2017	PORSCHE	CAYMAN [987], S PASM ± 0 mm 19" Wheels (I-Nr. 477)
2013-2017	PORSCHE	CAYMAN [987], S PASM ± 0 mm 20" Wheels (I-Nr. 477)
2013-2017	PORSCHE	CAYMAN [987], S PASM -20 mm 18" Wheels (X73)
2013-2017	PORSCHE	CAYMAN [987], S PASM -20 mm 19" Wheels (X73)
2013-2017	PORSCHE	CAYMAN [987], S PASM -20 mm 20" Wheels (X73)
2013-2017	PORSCHE	CAYMAN [987], S Series 18" Wheels
2013-2017	PORSCHE	CAYMAN [987], S Series 19" Wheels
2013-2017	PORSCHE	CAYMAN [987], S Series 20" Wheels
2013-2017	PORSCHE	CAYMAN [987], Series 18" Wheels
2013-2017	PORSCHE	CAYMAN [987], Series 19" Wheels
2013-2017	PORSCHE	CAYMAN [987], Series 20" Wheels

Year	Make	Model
2015-2017	PORSCHE	CAYMAN GT4 [981], 20" Wheel
2014-2017	PORSCHE	MACAN [95B], Diesel S Air Spring
2014-2017	PORSCHE	MACAN [95B], Diesel S Steel Spring
2014-2017	PORSCHE	MACAN [95B], S Air Spring
2014-2017	PORSCHE	MACAN [95B], S Steel Spring
2014-2017	PORSCHE	MACAN [95B], Turbo Air Spring
2014-2017	PORSCHE	MACAN [95B], Turbo Steel Spring
2015-2017	PORSCHE	MACAN [95B], GTS Air Spring with 181920 21 inch wheels
2015-2017	PORSCHE	MACAN [95B], GTS Steel Spring with 181920 21 inch wheels
2009-2012	PORSCHE	PANAMERA I [970], Air Suspension With 19" Wheels
2009-2012	PORSCHE	PANAMERA I [970], Air Suspension With 20" Wheels
2009-2012	PORSCHE	PANAMERA I [970], Standard Suspension With 18" Wheels
2009-2012	PORSCHE	PANAMERA I [970], Standard Suspension With 20" Wheels
2009-2012	PORSCHE	PANAMERA I [970], Turbo With 19" Wheels
2009-2012	PORSCHE	PANAMERA I [970], Turbo With 20" Wheels
2013-2013	PORSCHE	PANAMERA I [970], Air Suspension V6/V8 18" 19" 20" Wheels
2013-2013	PORSCHE	PANAMERA I [970], Steel Suspension V6/V8 19" 20" Wheels
2013-2017	PORSCHE	PANAMERA II [970], Air Suspension Turbo 19" 20" Wheels
2013-2017	PORSCHE	PANAMERA II [970], Air Suspension V6/V8 18" 19" 20" Wheels
2013-2017	PORSCHE	PANAMERA II [970], Steel Suspension V6/V8 18" Wheels
2013-2017	PORSCHE	PANAMERA II [970], Steel Suspension V6/V8 19" 20" Wheels
2014-2017	PORSCHE	SPYDER [918], All Models
2001-2011	SEAT	ALHAMBRA [7M], (1BA/1BR/1BH) Normal Suspension
2001-2011	SEAT	ALHAMBRA [7M], (1BB) Offroad Chassis
2001-2011	SEAT	ALHAMBRA [7M], (1BE) Sportslines
2010-2017	SEAT	ALHAMBRA [7N], (G02/G08) Normal Suspension
2010-2017	SEAT	ALHAMBRA [7N], (G03/G05/G06/G09) Sports Suspension
2015-2017	SEAT	ALHAMBRA [7N], PR G01 Running Gear for Basis GP
2015-2017	SEAT	ALHAMBRA [7N], PR G02 Running Gear for Basis
2015-2017	SEAT	ALHAMBRA [7N], PR G03 Running Gear for Sport
2015-2017	SEAT	ALHAMBRA [7N], PR G40 Running Gear for DCC
2004-2015	SEAT	ALTEA x33 variants
1997-2003	SEAT	AROSA [6H], 37 KW 1.0 L Petrol
1997-2003	SEAT	AROSA [6H], 44 KW 1.4L Petrol
1997-2003	SEAT	AROSA [6H], 44 KW 1.7L Diesel SDI
1997-2003	SEAT	AROSA [6H], 55 KW 1.4L Diesel TDI
1997-2003	SEAT	AROSA [6H], 74 KW 1.4L Petrol
2001-2001	SEAT	AROSA 3L [6B], 45 KW 1.2L TDI
2016-2017	SEAT	ATECA [KH], (G01/G02) Multi-Link (ML) Suspension with moulding on the wing
2016-2017	SEAT	ATECA [KH], (G01/G02) Multi-Link (ML) Suspension without moulding on the wing
2016-2017	SEAT	ATECA [KH], (G01/G02) Torsion Beam Axle (VL) with moulding on the wing
2016-2017	SEAT	ATECA [KH], (G01/G02) Torsion Beam Axle (VL) without moulding on the wing

Year	Make	Model
2003-2005	SEAT	CORDOBA [6L], Standard Suspension
		CORDOBA [6L], (G17 G18 G19 G20 G21 G22 G23 G24 G25 G26) Sport Suspension
2003-2009	SEAT	
2003-2009	SEAT	CORDOBA [6L], Offroad Chassis
1999-2002	SEAT	CORDOBA VARIO [6K], Vario Sport Suspension
1999-2002	SEAT	CORDOBA VARIO [6K], Vario Standard Suspension
2008-2013	SEAT	EXEO [3R], (1BA) Normal Suspension
2008-2013	SEAT	EXEO [3R], (1BE) Sportline
2008-2013	SEAT	EXEO ST [3R], (1BA) Normal Suspension
2008-2013	SEAT	EXEO ST [3R], (1BE) Sportline
1991-2017	SEAT	IBIZA x31 variants
2016-2017	SEAT	LEON x48 variants
1990-1996	SEAT	MARBELLA,
2011-2017	SEAT	Mii [KF], (G01/G10) Suspension Normal Manual Steering
2011-2017	SEAT	Mii [KF], (G01/G10) Suspension Normal Power Assisted Steering
2011-2017	SEAT	Mii [KF], (G02/G08) Offroad Suspension Power Assisted Steering
2011-2017	SEAT	Mii [KF], (G03/G05/G06/G09) Suspension Sport Power Assisted Steering
2012-2017	SEAT	Mii [KF], (G06) CNG Power Assisted Steering
1999-2004	SEAT	TOLEDO / LEON, (1GA 1GG) Standard Chassis Torsion Beam Axle (VL)
1999-2004	SEAT	TOLEDO / LEON, (1GA 1GG) Standard Chassis Trailing Double Link Axle
1999-2004	SEAT	TOLEDO / LEON, (1GB) Offroad Suspension Torsion Beam Axle (VL)
1999-2004	SEAT	TOLEDO / LEON, (1GB) Offroad Suspension Trailing Double Link Axle
1999-2004	SEAT	TOLEDO / LEON, (1GL 1GD) Sports Suspension G86 G96 G99 Torsion Beam Axle (VL)
1999-2004	SEAT	TOLEDO / LEON, (1GL 1GD) Sports Suspension G86 G96 G99 Trailing Double Link Axle
1999-2017	SEAT	TOLEDO x25 variants
2011-2017	SKODA	CITIGO [NF], (G01/G10) Standard Chassis With Power Steering
2011-2017	SKODA	CITIGO [NF], (G02/G08) Offroad Suspension
2011-2017	SKODA	CITIGO [NF], (G03/G05/G06/G09) Sports Suspension
2012-2017	SKODA	CITIGO [NF], (G01/G10) Standard Chassis W/O PAS
2012-2017	SKODA	CITIGO [NF], (G06) Chassis for the CNG cars
		CRYSTAL SHARP (China),
2008-2017	SKODA	SVW7148ARDSVW7148BRDSVW7168CSDSVW7168DSD
		CRYSTAL SHARP (China),
2010-2017	SKODA	SVW7148EDRSVW7168GSDSVW7148FRDSVW7168HSD
		CRYSTAL SHARP (China),
2011-2017	SKODA	SVW7148JRDSVW7148KRDSVW7168LSDSVW7168MRD
1997-2001	SKODA	CUBE VAN,
2000-2006	SKODA	FABIA I x26 variants
2007-2014	SKODA	FABIA II [5J], (G02 G41) Normal Suspension
2007-2014	SKODA	FABIA II [5J], (G03/G05/G06/G09) Offroad Chassis
2007-2014	SKODA	FABIA II [5J], (G06) Offroad Chassis
2008-2014	SKODA	FABIA II [5J], (G04 G07) Green Line
2008-2014	SKODA	FABIA II [5J], (G04 G07) RS
2008-2014	SKODA	FABIA II [5J], (G04 G07) Sports Suspension
2009-2014	SKODA	FABIA II [5J], (G05) Normal Suspension
2014-2017	SKODA	FABIA III [NJ], (G65) Basic Chassis

Year	Make	Model
2014-2017	SKODA	FABIA III [NJ], (G66) Sport Chassis
2014-2017	SKODA	FABIA III [NJ], (G67) Rough Road suspension
1994-1994	SKODA	FELICIA [6U],
1995-2002	SKODA	FELICIA [6U],
1995-2002	SKODA	FELICIA [6U], Combi
1995-2002	SKODA	FELICIA [6U], Fun
1995-2002	SKODA	FELICIA [6U], Pickup 1.3L
1995-2002	SKODA	FELICIA [6U], Pickup 1.6/1.9D
1995-2002	SKODA	FELICIA [6U], Van Plus
1996-2010	SKODA	OCTAVIA I x 13 variants
2007-2013	SKODA	OCTAVIA II x 8 variants
2013-2017	SKODA	OCTAVIA III x26 variants
1989-1994	SKODA	PICKUP,
1994-2001	SKODA	PICKUP, From 10/1994
2011-2017	SKODA	RAPID, [NA] Rapid India (G42 G43) Offroad Suspension
2012-2013	SKODA	RAPID, [NH] Rapid Europe (G45 G46) Base Suspension up to 2013
2012-2013	SKODA	RAPID, [NH] Rapid Europe (G47 G48) Offroad Suspension up to 2013
2013-2017	SKODA	RAPID, [NH] Rapid Europe (G45) Base Suspension
2013-2017	SKODA	RAPID, [NH] Rapid Europe (G46 G47 G48) Offroad Suspension
2006-2015	SKODA	ROOMSTER [5J], (G40 G41) Normal Suspension
2007-2015	SKODA	ROOMSTER [5J], (G38 G39) Offroad Chassis
2004-2017	SKODA	Roomster II [SK34S], (1BA) Normal Suspension
2002-2006	SKODA	SUPERB (China), (1BB) Offroad Suspension
2009-2017	SKODA	SUPERB Hao Rui, SVW7189AJDSVW7189BJDSVW7209CJD (China)
2010-2017	SKODA	SUPERB Hao Rui, SVW7149DRDSVW7149ERD (China)
2011-2015	SKODA	SUPERB II [3T], (G02 G07 G15) Normal Suspension
2015-2017	SKODA	SUPERB III [3V], (G01 + 1JI) Basic chassis + fully automatic level control
2015-2017	SKODA	SUPERB III [3V], (G01) Basic Chassis
2015-2017	SKODA	SUPERB III [3V], (G02) Sport Chassis
2015-2017	SKODA	SUPERB III [3V], (G03) High-Level Suspension
2015-2017	SKODA	SUPERB III [3V], (G04) Adaptive Suspension DCC
2009-2017	SKODA	YETI [5L], (2UB) Offroad Chassis
2010-2017	SKODA	YETI [5L], (2UB) Offroad Chassis Green Line
2016-2016	SUBARU	FORESTER, S4 Series AWD
2014-2016	SUBARU	IMPREZA, WRX V1 2.0 Litre Turbo 17" Wheels
2014-2016	SUBARU	IMPREZA, WRX V1 2.0 Litre Turbo 18" Wheels
2016-2016	SUBARU	LEVORG, All Models
2016-2016	SUZUKI	BALENO, Engine Stop/Start
2016-2016	SUZUKI	BALENO, Non Engine Stop/Start
2015-2016	TOYOTA	CAMRY, ASV50R Series 17" Wheels
2015-2016	TOYOTA	CAMRY, ASV50R Series 18" Wheels
2016-2016	TOYOTA	COROLLA, ZWE185R Series Hybrid Hatch

Year	Make	Model
2015-2016	TOYOTA	FORTUNER, All Models
2016-2016	TOYOTA	PRIUS, ZVW50R Series Hatch 195/65 R15 Tyre
2016-2016	TOYOTA	PRIUS, ZVW50R Series Hatch 215/45 R17 Tyre
2016-2016	TOYOTA	RAV4, Rough Road suspension 225/65 R17
2016-2016	TOYOTA	RAV4, Rough Road suspension 235/55 R18
2016-2016	TOYOTA	RAV4, Standard Suspension 225/60 R18
2016-2016	TOYOTA	RAV4, Standard Suspension 225/65 R17
2016-2016	TOYOTA	RAV4, Standard Suspension 235/55 R18
2014-2016	TOYOTA	YARIS, NCP130/131 Series 175/65 R15 Tyres
2014-2016	TOYOTA	YARIS, NCP130/131 Series 175/70 R14 Tyres
2010-2017	VOLKSWAGEN	AMAROK [2H], With Wheel Arch Extensions
2010-2017	VOLKSWAGEN	AMAROK [2H], Without Wheel Arch Extensions
1998-2003	VOLKSWAGEN	BEETLE [1C/9C], (1GJ) Standard Chassis
1998-2003	VOLKSWAGEN	BEETLE [1C/9C], (G87 1GD) Sportsline
1999-2011	VOLKSWAGEN	BEETLE [1C/9C], (G50 G54 G59 G74) Hatchback Standard Chassis
2000-2003	VOLKSWAGEN	BEETLE [1C/9C], Front/Quattro RSi
2004-2004	VOLKSWAGEN	BEETLE [1C/9C], (1GJ) Standard Chassis
2004-2004	VOLKSWAGEN	BEETLE [1C/9C], (G87 1GD) Sportsline
2004-2004	VOLKSWAGEN	BEETLE [1C/9C], Front/Quattro RSi
2005-2005	VOLKSWAGEN	BEETLE [1C/9C], (G87 1GD) Sportsline
2005-2005	VOLKSWAGEN	BEETLE [1C/9C], Front/Quattro RSi
2006-2010	VOLKSWAGEN	BEETLE [1C/9C], (1GB) Hatchback Rough Road Chassis
2006-2010	VOLKSWAGEN	BEETLE [1C/9C], (1GD G16 G73 G87) Hatchback Sportsline
2006-2010	VOLKSWAGEN	BEETLE [1C/9C], (G18 G49 G80) Hatchback Standard Chassis
2003-2011	VOLKSWAGEN	BEETLE [1Y7], (G54 G59 G74) Convertible Standard Suspension
2006-2011	VOLKSWAGEN	BEETLE [1Y7], (G49 G80) Convertible Standard Chassis
2011-2017	VOLKSWAGEN	BEETLE [5C / 5C1/5C7], (2UA) Standard Chassis With Multi-Link (ML)
2011-2017	VOLKSWAGEN	BEETLE [5C / 5C1/5C7], (2UA) Standard Chassis With Twist Axle
2011-2017	VOLKSWAGEN	BEETLE [5C / 5C1/5C7], (2UC) Sport Suspension Sedan20 I-Motor 147kW (EU) With Multi-Link
2011-2017	VOLKSWAGEN	BEETLE [5C / 5C1/5C7], (2UC) Sport Suspension With Multi-Link (ML)
2011-2017	VOLKSWAGEN	BEETLE [5C / 5C1/5C7], (2UC) Sport Suspension With Twist Axle
2011-2017	VOLKSWAGEN	BEETLE [5C / 5C1/5C7], (2UD) Comfort Chassis With Twist Axle
2011-2017	VOLKSWAGEN	BEETLE [5C / 5C1/5C7], (2UD) Limousine Comfort Chassis Multi-Link (ML)
2012-2017	VOLKSWAGEN	BEETLE [5C / 5C1/5C7], (2UA) Cabriolet Standard Chassis Multi-Link (ML)
2012-2017	VOLKSWAGEN	BEETLE [5C / 5C1/5C7], (2UC) Cabriolet Sports Suspension Multi-Link (ML)
2012-2017	VOLKSWAGEN	BEETLE [5C / 5C1/5C7], (2UD) Cabriolet Comfort Chassis Multi-Link (ML)
1998-2017	VOLKSWAGEN	BORA x58 variants
1999-2002	VOLKSWAGEN	CABRIO, (1GA1GJ1GC) Standard Chassis Torsion Beam Axle (VL)
1999-2002	VOLKSWAGEN	CABRIO, (1GD) Sports Suspension Torsion Beam Axle (VL)
2006-2006	VOLKSWAGEN	CABRIO, (2UA) Standard Chassis
1996-1998	VOLKSWAGEN	CADDY, Delivery Van
1996-1998	VOLKSWAGEN	CADDY, Estate

Year	Make	Model
1996-1999	VOLKSWAGEN	CADDY, Delivery Van Rigid Axle
1996-1999	VOLKSWAGEN	CADDY, Estate Rigid Axle
1997-2000	VOLKSWAGEN	CADDY, Pickup
2000-2003	VOLKSWAGEN	CADDY, (1BA) Delivery Van
2000-2003	VOLKSWAGEN	CADDY, (1BA) Kombi Rigid Axle
2000-2003	VOLKSWAGEN	CADDY, (1BB) Van. Kombi Rigid Axle Heavy Duty
2005-2017	VOLKSWAGEN	CADDY, All models (China)
2004-2007	VOLKSWAGEN	CADDY [2K], (G10 G11 G12 G13)
2004-2017	VOLKSWAGEN	CADDY [2K], (1BA) Maxi Normal Suspension
2004-2017	VOLKSWAGEN	CADDY [2K], (1BA) Normal Suspension
2004-2017	VOLKSWAGEN	CADDY [2K], (1BH 2MK) Maxi Normal Suspension with springs / damping encumbered (Min. 700kg)
2004-2017	VOLKSWAGEN	CADDY [2K], (1BH 2MK) Normal Suspension with springs / damping encumbered (Min. 700kg)
2004-2017	VOLKSWAGEN	CADDY [2K], (1BJ) Maxi Normal Suspension with reinforced springs / damping Front Axle and Rear Axle
2004-2017	VOLKSWAGEN	CADDY [2K], (1BJ) Normal Suspension with reinforced springs / damping Front Axle and Rear Axle
2004-2017	VOLKSWAGEN	CADDY [2K], (1X1) Normal Suspension With Four-wheel drive
2004-2017	VOLKSWAGEN	CADDY [2K], (2MD) Blue Motion Sportsline with springs / damping Low Suspension (30mm)
2004-2017	VOLKSWAGEN	CADDY [2K], (2MD) Maxi Blue Motion Sportsline with springs / damping Low Suspension (30mm)
2004-2017	VOLKSWAGEN	CADDY [2K], (2MH) Maxi Sportsline with springs / damping Low Suspension (30mm)
2004-2017	VOLKSWAGEN	CADDY [2K], (2MH) Sports Suspension with springs / damping Low Suspension (30mm)
2015-2017	VOLKSWAGEN	CADDY [SA], (0E1+1X1) Four-wheel drive 4Motion
2015-2017	VOLKSWAGEN	CADDY [SA], (0E2+1X1) Four-wheel drive Maxi 4Motion
2015-2017	VOLKSWAGEN	CADDY [SA], (1BA) FWD Standard
2015-2017	VOLKSWAGEN	CADDY [SA], (1BJ) FWD Offroad
2015-2017	VOLKSWAGEN	CADDY [SA], (2MH) FWD Lowered Chassis
2010-2011	VOLKSWAGEN	CC, (G62) Comfort Chassis (China)
2010-2011	VOLKSWAGEN	CC, (G62) Offroad Suspension (China)
2006-2017	VOLKSWAGEN	CRAFTER [2E], Wheelbase = 3250 permissible total weight 30t or 35t and Axle
2006-2017	VOLKSWAGEN	CRAFTER [2E], Wheelbase = 3250 permissible total weight 30t or 35t and Axle
2006-2017	VOLKSWAGEN	CRAFTER [2E], Wheelbase = 3665 permissible total weight 30t or 35t and Axle
2006-2017	VOLKSWAGEN	CRAFTER [2E], Wheelbase = 3665 permissible total weight 30t or 35t and Axle
2006-2017	VOLKSWAGEN	CRAFTER [2E], Wheelbase = 4325 permissible total weight 35t and Axle load 225t SWB LWB Panel Van and Combi Panel Van with overhang 2015mm
2006-2017	VOLKSWAGEN	CRAFTER [2E], Wheelbase = 4325 permissible total weight 35t and Axle load 245t or 35t SWB LWB Panel Van and Combi Panel Van with overhang 2015mm
2006-2017	VOLKSWAGEN	CRAFTER [2E], 3.0t and 3.5t Vehicle With Max. Axle Load1650kg
2011-2017	VOLKSWAGEN	CRAFTER [2E], 3.5t and 3.88t Vehicle With Max. Axle Load1800kg
2011-2017	VOLKSWAGEN	CRAFTER [2E], 4.6t and 5.0t Vehicle With Max. Axle Load1850kg
2011-2017	VOLKSWAGEN	CRAFTER [2E], 4.6t and 5.0t Vehicle With Max. Axle Load2000kg
1995-1999	VOLKSWAGEN	DERBY, -9/99
2014-2017	VOLKSWAGEN	E-GOLF [BE], (G01G02G07G18G22+2UA) Standard Chassis
2006-2017	VOLKSWAGEN	EOS [1F], (2UA) Standard Chassis (US)

Year	Make	Model
2006-2017	VOLKSWAGEN	EOS [1F], (2UA) Standard Chassis W/ 18" Wheel (US)
2006-2017	VOLKSWAGEN	EOS [1F], (2UC) Sportsline except 18" Wheel
2006-2017	VOLKSWAGEN	EOS [1F], (G07 2UA) Standard Chassis
2006-2017	VOLKSWAGEN	EOS [1F], (G07 2UC) Sportsline With 18" Wheel
2008-2017	VOLKSWAGEN	EOS [1F], (G01/G10) Chassis with regulated absorption
2008-2017	VOLKSWAGEN	EOS [1F], (G01/G10) Chassis with regulated absorption 18" Wheel
1992-2004	VOLKSWAGEN	EUROVAN x73 variants
2005-2011	VOLKSWAGEN	FOX [5Z/5Z1/5Z5], (G17) CrossFox
2005-2017	VOLKSWAGEN	FOX [5Z/5Z1/5Z5], (G10) Electro-hydraulic (Export)
2005-2017	VOLKSWAGEN	FOX [5Z/5Z1/5Z5], (G26) Electro-hydraulic (Export)
2006-2017	VOLKSWAGEN	FOX [5Z/5Z1/5Z5], (G15) SpaceFox / Suran Power Steering
2013-2017	VOLKSWAGEN	FOX [5Z/5Z1/5Z5], (G14) SpaceFox (New) Power Steering
1989-1995	VOLKSWAGEN	GACEL, Chassis from FP018000
1990-1995	VOLKSWAGEN	GACEL, Chassis from KT133594 1.6L Engine
1984-1994	VOLKSWAGEN	GOL, GT GTS and GTi
1985-1995	VOLKSWAGEN	GOL, 1.0L Engine
1985-1995	VOLKSWAGEN	GOL, Chassis from FT015365
1990-1995	VOLKSWAGEN	GOL, Chassis from KT133594 1.6 Engine
2004-2006	VOLKSWAGEN	GOL [5X], G3 Raised Suspension Mechanical Steering
2004-2006	VOLKSWAGEN	GOL [5X], G3 Raised Suspension Power Steering
1991-2017	VOLKSWAGEN	GOLF x212 variants
1992-1995	VOLKSWAGEN	GOLF/VENTO, 1.8/2.0 (China)
1999-2004	VOLKSWAGEN	GTI, (G70) Sportsline
2004-2006	VOLKSWAGEN	GTI, (G11) Sportsline GTi
2007-2009	VOLKSWAGEN	GTI, (G11) Sportsline GTi
2009-2017	VOLKSWAGEN	GTI, (G03 G08) Sportsline GTi
1991-1992	VOLKSWAGEN	JETTA (Mexico / Saudi Arabia),
1993-1994	VOLKSWAGEN	JETTA (Mexico / Saudi Arabia), 1.8/1.9
1993-1994	VOLKSWAGEN	JETTA (Mexico / Saudi Arabia), 2.0L
1993-1994	VOLKSWAGEN	JETTA (Mexico / Saudi Arabia), 2.8L VR6
1995-1997	VOLKSWAGEN	JETTA (Mexico / Saudi Arabia), 2.8L VR6
1995-1997	VOLKSWAGEN	JETTA (Mexico / Saudi Arabia), ex. 2.8L VR6
1998-2004	VOLKSWAGEN	JETTA (Mexico / Saudi Arabia), GL Trendline / GLS Comfortline USA
2003-2004	VOLKSWAGEN	JETTA (Mexico / Saudi Arabia), (2UA) Standard Chassis
2005-2005	VOLKSWAGEN	JETTA (Mexico / Saudi Arabia), (2UB) Offroad Suspension
2010-2017	VOLKSWAGEN	JETTA [16/162/163], (2UA) Standard Chassis With Multi-Link (ML)
2010-2017	VOLKSWAGEN	JETTA [16/162/163], (2UA) Standard Chassis With Twist Axle
2010-2017	VOLKSWAGEN	JETTA [16/162/163], (2UB) Offroad Suspension With Multi-Link (ML)
2010-2017	VOLKSWAGEN	JETTA [16/162/163], (2UB) Offroad Suspension With Twist Axle
2010-2017	VOLKSWAGEN	JETTA [16/162/163], (2UB+0N4) Comfort Chassis With Multi-Link (ML) (India)
2010-2017	VOLKSWAGEN	JETTA [16/162/163], (2UC) Sports Suspension except 18" Rim Multi-Link (ML)
2010-2017	VOLKSWAGEN	JETTA [16/162/163], (2UC) Sports Suspension except 18" Rim Multi-Link (ML) (Mexico)

Year	Make	Model
2010-2017	VOLKSWAGEN	JETTA [16/162/163], (2UC) Sports Suspension With Twist Axle
2010-2017	VOLKSWAGEN	JETTA [16/162/163], (2UC) Sports Suspension With Twist Axle (Mexico)
2010-2017	VOLKSWAGEN	JETTA [16/162/163], (2UC) Sports Suspension with 18" wheel Multi-Link (ML)
2010-2017	VOLKSWAGEN	JETTA [16/162/163], (2UD) Comfort Chassis With Multi-Link (ML)
2010-2017	VOLKSWAGEN	JETTA [16/162/163], (2UD) Comfort Chassis With Twist Axle
1997-2001	VOLKSWAGEN	JETTA IV, (1GB) Offroad Chassis Torsion Beam Axle (VL)
1998-2004	VOLKSWAGEN	JETTA IV, (1GA1GJ1GC) Standard Chassis Trailing Double Link Axle
1998-2004	VOLKSWAGEN	JETTA IV, (1GB) Offroad Suspension Trailing Double Link Axle
1998-2004	VOLKSWAGEN	JETTA IV, (1GD) Sports Suspension Trailing Double Link Axle
1999-1999	VOLKSWAGEN	JETTA IV, (1GA1GJ1GC) Standard Chassis Torsion Beam Axle (VL)
1999-1999	VOLKSWAGEN	JETTA IV, (1GD) Sports Suspension Torsion Beam Axle (VL)
2000-2003	VOLKSWAGEN	JETTA IV, (1GA1GJ1GC) Standard Chassis Torsion Beam Axle (VL)
2005-2006	VOLKSWAGEN	JETTA/BORA, (2UC) Sports Suspension (USA/Japan)
2005-2006	VOLKSWAGEN	JETTA/BORA, (G10) Sports Suspension GLI (USA/Japan)
2005-2010	VOLKSWAGEN	JETTA/BORA [1KM], (2UA) Standard Chassis
2005-2010	VOLKSWAGEN	JETTA/BORA [1KM], (2UA) Standard Chassis (US)
2005-2010	VOLKSWAGEN	JETTA/BORA [1KM], (2UB) Offroad Chassis
2005-2010	VOLKSWAGEN	JETTA/BORA [1KM], (2UC) Sports Chassis except 18" Wheel
2005-2010	VOLKSWAGEN	JETTA/BORA [1KM], (2UC) Sportsline (US)
2005-2010	VOLKSWAGEN	JETTA/BORA [1KM], (2UC) Sportsline GLI (US)
2005-2010	VOLKSWAGEN	JETTA/BORA [1KM], (G02 G05 G07 2UC) Sports Chassis With 18" Wheel
2006-2010	VOLKSWAGEN	JETTA/BORA [1KM], (G56 2UE) Normal Suspension (India)
2008-2010	VOLKSWAGEN	JETTA/BORA [1KM], (G11) GLI
2008-2010	VOLKSWAGEN	JETTA/BORA [1KM], (G13 2UC) BlueMotion
2009-2010	VOLKSWAGEN	JETTA/BORA [1KM], (2UA) Standard Chassis SportWagen (US)
2009-2010	VOLKSWAGEN	JETTA/BORA [1KM], (2UC) Sportsline GLI SportWagen (US)
2009-2010	VOLKSWAGEN	JETTA/BORA [1KM], (2UC) Sportsline SportWagen (US)
1976-2011	VOLKSWAGEN	KOMBI, Mechanical Steering Ambulance
1976-2011	VOLKSWAGEN	KOMBI, Mechanical Steering Minivan
1976-2011	VOLKSWAGEN	KOMBI, Mechanical Steering Pick Up
1976-2011	VOLKSWAGEN	KOMBI, Mechanical Steering Standard Chassis
1976-2011	VOLKSWAGEN	KOMBI, Mechanical Steering van
2009-2011	VOLKSWAGEN	LAVIDA SUNNY, SVW7147ERD SVW7147FRD (China)
2009-2011	VOLKSWAGEN	LAVIDA SUNNY, SVW7167ASD SVW7167BSDSVW7167CPD (China)
2009-2011	VOLKSWAGEN	LAVIDA SUNNY, SVW7207DPD (China)
2010-2011	VOLKSWAGEN	LAVIDA SUNNY, SVW7167GSDSVW7167JSD SVW7167HSDSVW7167KSD (China)
2011-2011	VOLKSWAGEN	LAVIDA SUNNY, SVW7167LSD (China)
1998-2006	VOLKSWAGEN	LUPO [6E], Automatic Transmission Left Hand Drive
1998-2006	VOLKSWAGEN	LUPO [6E], Automatic Transmission Right Hand Drive
1998-2006	VOLKSWAGEN	LUPO [6E], Manual Transmission Left Hand Drive
1998-2006	VOLKSWAGEN	LUPO [6E], Manual Transmission Right Hand Drive
1999-2006	VOLKSWAGEN	LUPO [6E], 3 Liter

Year	Make	Model
1999-2006	VOLKSWAGEN	LUPO [6E], 55 KW TDI1.4
1999-2006	VOLKSWAGEN	LUPO [6E], 74KW - 16V1.4
1999-2006	VOLKSWAGEN	LUPO [6E], 77KW FSI
1999-2006	VOLKSWAGEN	LUPO [6E], 92KW GTi
2004-2005	VOLKSWAGEN	LUPO [6E], Plus 1.6L -2 and 4 doors (Hydraulic Steering PR's G09 G16 G23 G25)
2004-2005	VOLKSWAGEN	LUPO [6E], Plus 1.6L -2 and 4 doors (Mechanical Steering PR's G09 G16 G23 G25)
2005-2010	VOLKSWAGEN	MAGOTAN, (G02 G07 G15) Standard Chassis (China)
2005-2010	VOLKSWAGEN	MAGOTAN, (G02 G07 G15) Standard Chassis with Nivomat (China)
2005-2010	VOLKSWAGEN	MAGOTAN, (G03 G08) Sports Suspension (China)
2005-2010	VOLKSWAGEN	MAGOTAN, (G04 G09) Offroad Suspension (China)
2005-2010	VOLKSWAGEN	MAGOTAN, (G23 G28) Sports Suspension With 18" Wheel (China)
1998-2005	VOLKSWAGEN	NEW BEETLE, (1GB) Limousine Suspension Raised Heavy Duty (Mexico)
1998-2005	VOLKSWAGEN	NEW BEETLE, (1GD G16 G73 G87) Limousine Sport Suspension (Mexico)
1998-2005	VOLKSWAGEN	NEW BEETLE, (G50 G54 G59 G74) Limousine Base Suspension (Mexico)
1998-2005	VOLKSWAGEN	NEW BEETLE, (G54 G59 G74) Cabrio Base Suspension / Sport Suspension (Mexico)
1998-2007	VOLKSWAGEN	NEW BEETLE, (G18 G49 G80) Limousine Base Suspension (Mexico)
1998-2007	VOLKSWAGEN	NEW BEETLE, (G49 G80) Cabrio Base Suspension / Sport Suspension (Mexico)
2011-2011	VOLKSWAGEN	NEW MAGOTAN, (G11) Standard Chassis (China)
2011-2011	VOLKSWAGEN	NEW PASSAT, SVW71410AR SVW71410BR SVW71810CJ SVW71810DJ SVW72010EJ (China)
1990-2017	VOLKSWAGEN	PASSAT x121 variants
2002-2017	VOLKSWAGEN	PHAETON [3D], Standard Chassis V6 Petrol V6 TDI
2002-2017	VOLKSWAGEN	PHAETON [3D], Standard Chassis V8 V10 TDI W12
2002-2017	VOLKSWAGEN	PHAETON [3D], US-Version / Russia V6 Petrol V6 TDI V8 W12
2007-2017	VOLKSWAGEN	PHAETON [3D], Offroad Chassis V6 Petrol V6 TDI
2007-2017	VOLKSWAGEN	PHAETON [3D], Offroad Chassis V8 V10 TDI W12
2003-2008	VOLKSWAGEN	POINTER, (Pointer MI / Pointer City / Pointer Station Wagon / Pointer Pickup) (Mexico)
2003-2008	VOLKSWAGEN	POINTER, Power Assisted Steering (Pointer GTI) (Mexico)
1994-2017	VOLKSWAGEN	POLO x60 variants
1985-2006	VOLKSWAGEN	QUANTUM, Mechanical Steering
1985-2006	VOLKSWAGEN	QUANTUM, Power Steering
2004-2006	VOLKSWAGEN	R32, (G67 G90) Sportsline (US)
2007-2008	VOLKSWAGEN	R32, (G09) Sportsline (US)
2006-2009	VOLKSWAGEN	RABBIT, (2UA) Standard Chassis
2006-2009	VOLKSWAGEN	RABBIT, (2UB) Offroad Chassis
2006-2009	VOLKSWAGEN	RABBIT, (2UC) Sports Chassis
2006-2009	VOLKSWAGEN	RABBIT, (2UC) Sports Chassis With 18" Wheels
2008-2014	VOLKSWAGEN	ROUTAN [7B], All Models
2006-2007	VOLKSWAGEN	SAGITAR, (China)
1985-2000	VOLKSWAGEN	SANTANA, (China)
1985-2006	VOLKSWAGEN	SANTANA, Mechanical Steering
1985-2006	VOLKSWAGEN	SANTANA, Power Assisted Steering
2007-2008	VOLKSWAGEN	SANTANA VISTA, Shou Dong Dang

Year	Make	Model
2007-2008	VOLKSWAGEN	SANTANA VISTA, Zi Dong Dang
1984-1994	VOLKSWAGEN	SAVEIRO, Chassis from FT015365
1984-1994	VOLKSWAGEN	SAVEIRO, Chassis to FT015364
2006-2009	VOLKSWAGEN	SAVEIRO [5W], Mechanical Steering >2P520.182
2006-2009	VOLKSWAGEN	SAVEIRO [5W], Power Steering >2P007.951
2008-2008	VOLKSWAGEN	SCIROCCO, (G11) All Chassis
2008-2008	VOLKSWAGEN	SCIROCCO, (G45) All Chassis
2008-2017	VOLKSWAGEN	SCIROCCO [137], (G03 G07 G08 G33) regulated absorption
2008-2017	VOLKSWAGEN	SCIROCCO [137], (G07)
2008-2017	VOLKSWAGEN	SCIROCCO [137], (G08)
2009-2017	VOLKSWAGEN	SCIROCCO [137], (G09 G04) R
2009-2017	VOLKSWAGEN	SCIROCCO [137], (G11 G45)
2015-2017	VOLKSWAGEN	SCIROCCO [138], (G03 G07 G08 G33) regulated absorption
2015-2017	VOLKSWAGEN	SCIROCCO [138], (G07)
2015-2017	VOLKSWAGEN	SCIROCCO [138], (G08)
2015-2017	VOLKSWAGEN	SCIROCCO [138], (G09 G04) R
2004-2005	VOLKSWAGEN	SHARAN [7M], Comfortline 1.8 T Sport Suspension (1BE)
2004-2005	VOLKSWAGEN	SHARAN [7M], Comfortline 1.8 T Standard Suspension (1BA)
2004-2005	VOLKSWAGEN	SHARAN [7M], Comfortline 1.8 T Suspension Heavy Duty (1BB)
2010-2017	VOLKSWAGEN	SHARAN [7M], (G40) Blue Motion
2015-2017	VOLKSWAGEN	SHARAN [7N], (G02/G08) Standard Chassis from Wk 22/2015
2015-2017	VOLKSWAGEN	SHARAN [7N], (G03/G05/G06/G09) Sports Suspension from Wk 22/2015
2015-2017	VOLKSWAGEN	SHARAN [7N], (G40) Blue Motion from Wk 22/2015
2016-2017	VOLKSWAGEN	SHARAN [7N], (G01) Standard Chassis Lowered
2016-2017	VOLKSWAGEN	SHARAN [7N], (G02) Standard Chassis Nivomat
2005-2010	VOLKSWAGEN	SPORTVAN, Power Assisted Steering G14
2005-2010	VOLKSWAGEN	SPORTVAN, Power Assisted Steering G15
2005-2010	VOLKSWAGEN	SURAN, Power Assisted Steering G14
2005-2010	VOLKSWAGEN	SURAN, Power Assisted Steering G15
2015-2017	VOLKSWAGEN	TIGUAN [5N/5N1/5N2], (G02 G10) Standard Chassis from Wk 22/2015
2015-2017	VOLKSWAGEN	TIGUAN [5N/5N1/5N2], (G03/G05/G06/G09) Sports Chassis from Wk 22/2015
2015-2017	VOLKSWAGEN	TIGUAN [5N/5N1/5N2], (G06 G07) Blue Motion from Wk 22/2015
2015-2017	VOLKSWAGEN	TIGUAN [5N/5N1/5N2], (G34 G73) Standard Chassis US-Version / Russia from Wk 22/2015
2015-2017	VOLKSWAGEN	TIGUAN [5N/5N1/5N2], (G40) Chassis with regulated absorption from Wk 22/2015
2015-2017	VOLKSWAGEN	TIGUAN [AD], (G01/G04/G06/G07/G08) Base / DCC AWD
2016-2017	VOLKSWAGEN	TIGUAN [AD], (G02/G03/G05) Base / DCC FWD
2004-2005	VOLKSWAGEN	TOUAREG [7L], (1BK) Air Suspension Damper
2010-2017	VOLKSWAGEN	TOUAREG [7P], (1BA/1BE/1BW) Steel Suspension
2010-2017	VOLKSWAGEN	TOUAREG [7P], (1BB) Steel Suspension
2010-2017	VOLKSWAGEN	TOUAREG [7P], (1BK/1BY) Air Suspension
2010-2017	VOLKSWAGEN	TOUAREG [7P], (2MA) Air Suspension
2014-2017	VOLKSWAGEN	TOUAREG [7P6], (1BA/1BE/1BW) Steel Suspension

Year	Make	Model
2014-2017	VOLKSWAGEN	TOUAREG [7P6], (1BB) Steel Suspension
2014-2017	VOLKSWAGEN	TOUAREG [7P6], (1BK/1BY) Pneumatic Suspension
2014-2017	VOLKSWAGEN	TOUAREG [7P6], (2MA) Pneumatic Suspension
2012-2015	VOLKSWAGEN	TOURAN [1T], (G24 + F5J + 1JC) Chassis ADAC Touran
2015-2017	VOLKSWAGEN	TOURAN [5T], (G01+2UC+GM1\G01+2UP\ G02+2UC+GM1\G07+2UC\ G14G17G21/G26) Suspension Sport
2015-2017	VOLKSWAGEN	TOURAN [5T], G01+2UA/G02+2UA/G07+2UA/G18/G22 Standard Chassis With DCC
2015-2017	VOLKSWAGEN	TOURAN [5T], G01+2UF/G02+2UF/G24/G25/G27 Raised Running Gear
2016-2017	VOLKSWAGEN	TOURAN [5T], (1JA) Special Vehicles Base Chassis
2016-2017	VOLKSWAGEN	TOURAN [5T], (G04/G07) Standard Chassis / Chassis with DCC
2016-2017	VOLKSWAGEN	TOURAN [5T], (G05) Suspension Sport
2016-2017	VOLKSWAGEN	TOURAN [5T], (G06) Raised Running Gear
2016-2017	VOLKSWAGEN	TOURAN [5T], (UC7) Special Vehicles Raised Chassis
1979-2017	VOLKSWAGEN	TRANSPORTER x39 variants
2011-2017	VOLKSWAGEN	up! [12], (G01/G10) Standard Chassis W/O PAS
2011-2017	VOLKSWAGEN	up! [12], (G01/G10) Standard Chassis With Power Steering
2011-2017	VOLKSWAGEN	up! [12], (G02/G08) Raised Running Gear
2011-2017	VOLKSWAGEN	up! [12], (G03/G05/G06/G09) Sports Suspension
2013-2017	VOLKSWAGEN	up! [12], (G02/G08) Cross-up!
2013-2017	VOLKSWAGEN	up! [12], (G06) Compressed Natural Gas
2013-2017	VOLKSWAGEN	up! [12], (G09) E-up! (China) Standard Chassis
1995-1999	VOLKSWAGEN	VAN/CADDY VAN, -9/99
1989-1995	VOLKSWAGEN	VOYAGE, Chassis from FP018000
1990-1995	VOLKSWAGEN	VOYAGE, Chassis from KT133594 1.6L Engine
2014-2017	VOLKSWAGEN	XL1 [6Z], All models

Year	Make	Model
1992-1994	AUDI (BR)	100 Quattro
1991-1991	AUDI (BR)	100 Tração Dianteira
1992-1994	AUDI (BR)	100 Tração Dianteira AT
1992-1994	AUDI (BR)	100 Tração Dianteira MT
1989-1991	AUDI (BR)	200 Quattro DOHC
1989-1991	AUDI (BR)	200 Quattro exceto DOHC
1989-1991	AUDI (BR)	200 Tracao Dianteira A partir do chassi 44JN201031
1989-1991	AUDI (BR)	200 Tracao Dianteira Até o chassi 44JN201030
1988-1992	AUDI (BR)	80 Quattro
1988-1992	AUDI (BR)	80 Tração Dianteira
1993-1995	AUDI (BR)	90 Tração Dianteira
2010-2017	AUDI (BR)	A1 [8X] (G22 G23) Suspensão Standard Tração Dianteira
2010-2017	AUDI (BR)	A1 [8X] (G26 G27 G28 G29) Suspensão Esportiva Tração Dianteira
2012-2017	AUDI (BR)	A1 [8X] (G29 G61) Suspensão Esportiva Tração Integral
2010-2017	AUDI (BR)	A1 [8X] (G31 G32 G51) Suspensão Offroad Tração Dianteira
2012-2017	AUDI (BR)	A3 [8V] (G01 G02 G03 G04 G21 G22 G23 G24 + 2UF) Suspensão Offroad Eixo com barra de torção
2012-2017	AUDI (BR)	A3 [8V] (G01 G02 G03 G04 G21 G22 G23 G24 + 2UF) Suspensão Offroad Suspensão Multi-Link
2012-2017	AUDI (BR)	A3 [8V] (G01 G02 G03 G04 G21 G22 G23 G24 G41 G42 G43 G44 + 2UA) Suspensão Standard Eixo com barra de torção
2012-2017	AUDI (BR)	A3 [8V] (G01 G02 G03 G04 G21 G22 G23 G24 G41 G42 G43 G44 + 2UA) Suspensão Standard Suspensão Multi-Link
2012-2017	AUDI (BR)	A3 [8V] (G01 G02 G03 G04 G21 G22 G23 G24 G41 G42 G43 G44 + 2UC) Suspensão Esportiva Eixo com barra de torção
2012-2017	AUDI (BR)	A3 [8V] (G01 G02 G03 G04 G21 G22 G23 G24 G41 G42 G43 G44 + 2UC) Suspensão Esportiva Suspensão Multi-Link
2012-2017	AUDI (BR)	A3 [8V] (G05 G07 G26 G27 G46 G47 G97 + 2UC) Suspensão Esportiva S3 Suspensão Multi-Link
2012-2017	AUDI (BR)	A3 [8V] (G34 G35 G36 G47/G50 + 2UG) S-Line Suspensão Esportiva Eixo com barra de torção
2012-2017	AUDI (BR)	A3 [8V] (G34 G35 G36 G47/G50 + 2UG) S-Line Suspensão Esportiva Suspensão Multi-Link
2007-2017	AUDI (BR)	A4 [8K] (1BA) Suspensão Standard
2009-2017	AUDI (BR)	A4 [8K] (1BA) Suspensão Standard Direito da movimentação da mão
2008-2017	AUDI (BR)	A4 [8K] (1BD) Suspensão Esportiva S4
2007-2017	AUDI (BR)	A4 [8K] (1BE) Suspensão Esportiva
2007-2017	AUDI (BR)	A4 [8K] (1BL) Suspensão com Controle de Amortecedor
2007-2017	AUDI (BR)	A4 [8K] (1BR) Suspensão Offroad
2008-2017	AUDI (BR)	A4 [8K] (1BV) Suspensão Esportiva S-Line
2012-2017	AUDI (BR)	A4 [8K] (2MC) Controle de Amortecedor RS4
2012-2017	AUDI (BR)	A4 [8K] (2MS) Suspensão Standard RS4
2009-2017	AUDI (BR)	A5 [8T/8F] Cabriolé [8F] (1BA) Suspensão Standard
2009-2017	AUDI (BR)	A5 [8T/8F] Cabriolé [8F] (1BD) Suspensão Esportiva (S-Model)
2009-2017	AUDI (BR)	A5 [8T/8F] Cabriolé [8F] (1BE) Suspensão Esportiva
2009-2017	AUDI (BR)	A5 [8T/8F] Cabriolé [8F] (1BL) Suspensão com Amortecedor Controlado Eletronicamente
2009-2017	AUDI (BR)	A5 [8T/8F] Cabriolé [8F] (1BV) Suspensão Esportiva (S-Line)
2007-2017	AUDI (BR)	A5 [8T/8F] Coupé [8T] (1BA) Suspensão Standard
2008-2017	AUDI (BR)	A5 [8T/8F] Coupé [8T] (1BB) Suspensão Offroad
2007-2017	AUDI (BR)	A5 [8T/8F] Coupé [8T] (1BD) Suspensão Esportiva (S-Model)
2007-2017	AUDI (BR)	A5 [8T/8F] Coupé [8T] (1BE) Suspensão Esportiva

Year	Make	Model
2007-2017	AUDI (BR)	A5 [8T/8F] Coupé [8T] (1BL) Suspensão com Amortecedor Controlado Eletronicamente
2008-2017	AUDI (BR)	A5 [8T/8F] Coupé [8T] (1BR) Komfort-Suspensão Offroad
2010-2017	AUDI (BR)	A5 [8T/8F] Coupé [8T] (1BU) RS5 Suspensão Esportiva (quattro GmbH)
2007-2017	AUDI (BR)	A5 [8T/8F] Coupé [8T] (1BV) Suspensão Esportiva (S-Line)
2010-2017	AUDI (BR)	A5 [8T/8F] Coupé [8T] (2MC) RS5 Suspensão Esportiva com Amortecedor Variável (quattro GmbH)
2010-2017	AUDI (BR)	A5 [8T/8F] Coupé [8T] (2MS) RS5 Suspensão Standard (quattro GmbH)
2010-2017	AUDI (BR)	A5 [8T/8F] Sportback [8T] (1BA) Suspensão Standard
2010-2017	AUDI (BR)	A5 [8T/8F] Sportback [8T] (1BD) Suspensão Esportiva (S-Model)
2010-2017	AUDI (BR)	A5 [8T/8F] Sportback [8T] (1BE) Suspensão Esportiva
2010-2017	AUDI (BR)	A5 [8T/8F] Sportback [8T] (1BL) Suspensão com Amortecedor Controlado Eletronicamente
2010-2017	AUDI (BR)	A5 [8T/8F] Sportback [8T] (1BV) Suspensão Esportiva (S-Line)
2011-2017	AUDI (BR)	A6 [4G] (1BA) Suspensão Standard
2011-2017	AUDI (BR)	A6 [4G] (1BB) Suspensão Offroad
2011-2017	AUDI (BR)	A6 [4G] (1BE) Suspensão Esportiva
2011-2017	AUDI (BR)	A6 [4G] (1BK) Suspensão Pneumática Suspensão Standard
2011-2017	AUDI (BR)	A6 [4G] (1BR) Suspensão Offroad
2011-2017	AUDI (BR)	A6 [4G] (1BS) Suspensão Pneumática Suspensão Offroad
2011-2017	AUDI (BR)	A6 [4G] (1BV) Suspensão Esportiva S-Line
2011-2017	AUDI (BR)	A6 [4G] (1BY) Allroad Suspensão Pneumática
2011-2017	AUDI (BR)	A6 [4G] (2MA) Suspensão Pneumática RS6
2011-2017	AUDI (BR)	A6 [4G] (2MB) Suspensão Pneumática Suspensão Esportiva
2011-2017	AUDI (BR)	A6 [4G] (2MC) RS6
2011-2017	AUDI (BR)	A7 [4G] (1BA) Suspensão Standard
2011-2017	AUDI (BR)	A7 [4G] (1BB) Suspensão Offroad
2011-2017	AUDI (BR)	A7 [4G] (1BE/1BV) Suspensão Esportiva
2011-2017	AUDI (BR)	A7 [4G] (1BK) Suspensão Pneumática Suspensão Standard
2011-2017	AUDI (BR)	A7 [4G] (1BS) Suspensão Pneumática Suspensão Offroad
2012-2017	AUDI (BR)	A7 [4G] (2MA) Suspensão Pneumática RS7
2011-2017	AUDI (BR)	A7 [4G] (2MB) Suspensão Pneumática Suspensão Esportiva
2012-2017	AUDI (BR)	A7 [4G] (2MC) RS7
2010-2017	AUDI (BR)	A8 [4H] (2MB) Suspensão Esportiva S8 com V8 TDI e W12 FSI
1994-1998	AUDI (BR)	CABRIOLET
1999-1999	AUDI (BR)	CABRIOLET
1990-1991	AUDI (BR)	COUPE
2011-2017	AUDI (BR)	Q3 [8U] (G05) Suspensão Norma
2011-2017	AUDI (BR)	Q3 [8U] (G09) Suspensão Esportiva S-Line
2011-2017	AUDI (BR)	Q3 [8U] (G43) Suspensão Norma com Controle de Amortecedor
2012-2017	AUDI (BR)	Q5 [8R] (1BA) Tração Integral Suspensão Standard A partir do modelo 2013
2013-2017	AUDI (BR)	Q5 [8R] (1BD) SQ5 Tração Integral Suspensão Esportiva
2012-2017	AUDI (BR)	Q5 [8R] (1BL) Tração Integral Suspensão com Amortecedor Controlado Eletronicamente A partir do modelo 2013
2008-2017	AUDI (BR)	Q5 [8R] (1BV) Tração Dianteira Suspensão Esportiva
2012-2017	AUDI (BR)	Q5 [8R] (1BV) Tração Integral Suspensão Esportiva A partir do modelo 2013
2008-2017	AUDI (BR)	Q5 [8R] (2MF) Tração Dianteira Suspensão Standard ECE exceto Rússia
2013-2017	AUDI (BR)	Q5 [8R] (2MT) SQ5 Tração Integral Suspensão Esportiva
2006-2017	AUDI (BR)	Q7 [4L] (1BA) Suspensão Norma

Year	Make	Model
2006-2017	AUDI (BR)	Q7 [4L] (1BK) Suspensão Pneumática
2006-2017	AUDI (BR)	Q7 [4L] (1BV) Suspensão Esportiva
2008-2017	AUDI (BR)	Q7 [4L] (2MB) Suspensão Pneumática S-Line
2007-2017	AUDI (BR)	R8 [42] Coupé (1BA) Suspensão Standard V8 FSI até o modelo 2013
2008-2017	AUDI (BR)	R8 [42] Coupé (1BE) Suspensão Standard V10 FSI até o modelo 2013
2007-2017	AUDI (BR)	R8 [42] Coupé (1BL) Suspensão Esportiva Audi Magnetic Ride (AMR) V8 FSI até o modelo 2013
2008-2017	AUDI (BR)	R8 [42] Coupé (2MN) Suspensão Esportiva Audi Magnetic Ride (AMR) V10 FSI até o modelo 2013
2010-2017	AUDI (BR)	R8 [42] GT (1BD) Suspensão com mola até o modelo 2013
2007-2017	AUDI (BR)	R8 [42] Spyder (1BA) Suspensão Standard V8 FSI até o modelo 2013
2008-2017	AUDI (BR)	R8 [42] Spyder (1BE) Suspensão Standard V10 FSI até o modelo 2013
2007-2017	AUDI (BR)	R8 [42] Spyder (1BL) Suspensão Esportiva Audi Magnetic Ride (AMR) V8 FSI até o modelo 2013
2008-2017	AUDI (BR)	R8 [42] Spyder (2MN) Suspensão Esportiva Audi Magnetic Ride (AMR) V10 FSI até o modelo 2013
2006-2017	AUDI (BR)	TT [8J] (1BA) Suspensão Norma
2006-2017	AUDI (BR)	TT [8J] (1BD) Suspensão Esportiva RS
2006-2017	AUDI (BR)	TT [8J] (1BL) Suspensão Esportiva Amortecedor Controlado Eletronicamente (AMR)
2008-2017	AUDI (BR)	TT [8J] (1BQ) Suspensão Esportiva Amortecedor Controlado Eletronicamente (AMR)
2014-2017	AUDI (BR)	TT [FV] TT Coupè (1BA) Suspensão Standard
2014-2017	AUDI (BR)	TT [FV] TT Coupè (1BL) Suspensão Esportiva Audi Magnetic Ride (AMR)
2014-2017	AUDI (BR)	TT [FV] TT Coupè (1BQ / 2MV) Suspensão Esportiva Audi Magnetic Ride (AMR)
2014-2017	AUDI (BR)	TT [FV] TT Coupè (1BV) Suspensão Esportiva
2014-2017	AUDI (BR)	TT [FV] TT Roadster (1BA) Suspensão Standard
2014-2017	AUDI (BR)	TT [FV] TT Roadster (1BL) Suspensão Esportiva Audi Magnetic Ride (AMR)
2014-2017	AUDI (BR)	TT [FV] TT Roadster (1BQ / 2MV) Suspensão Esportiva Audi Magnetic Ride (AMR)
2014-2017	AUDI (BR)	TT [FV] TT Roadster (1BV) Suspensão Esportiva
2014-2017	AUDI (BR)	TT [FV] TTS Coupè (1BA) Suspensão Standard
2014-2017	AUDI (BR)	TT [FV] TTS Coupè (1BL) Suspensão Esportiva Audi Magnetic Ride (AMR)
2014-2017	AUDI (BR)	TT [FV] TTS Coupè (1BQ / 2MV) Suspensão Esportiva Audi Magnetic Ride (AMR)
2014-2017	AUDI (BR)	TT [FV] TTS Coupè (1BV) Suspensão Esportiva
2014-2017	AUDI (BR)	TT [FV] TTS Roadster (1BA) Suspensão Standard
2014-2017	AUDI (BR)	TT [FV] TTS Roadster (1BL) Suspensão Esportiva Audi Magnetic Ride (AMR)
2014-2017	AUDI (BR)	TT [FV] TTS Roadster (1BQ / 2MV) Suspensão Esportiva Audi Magnetic Ride (AMR)
2014-2017	AUDI (BR)	TT [FV] TTS Roadster (1BV) Suspensão Esportiva
2016-2016	CITROEN (BR)	AIRCROSS 195/55 R16
2016-2016	CITROEN (BR)	AIRCROSS 195/60 R15
2016-2016	CITROEN (BR)	AIRCROSS 205/60 R16
2012-2016	CITROEN (BR)	C3 Novo
2016-2016	CITROEN (BR)	C4 PICASSO
2016-2016	CITROEN (BR)	GRAND C4 PICASSO
2016-2017	FIAT (BR)	MOBI EASY/EASY ON
2016-2017	FIAT (BR)	MOBI LIKE/LIKE ON
2016-2017	FIAT (BR)	MOBI WAY/WAY ON
2013-2016	FORD (BR)	FUSION 2.5L Flex
2015-2016	FORD (BR)	NOVO FOCUS Todos
2017-2017	GM (BR)	CRUZE LT / LTZ

<b>Year</b>	<b>Make</b>	<b>Model</b>
2017-2017	GM (BR)	MONTANA1.4 Econo.Flex
2012-2017	GM (BR)	S 10 LS / LT / LTZ
2017-2017	GM (BR)	TRAILBLAZER 2.8L Diesel / 3.6 V6 Gasolina
2013-2016	HYUNDAI (BR)	SANTA FE3.3 V6
2004-2015	HYUNDAI (BR)	TUCSON Todos
2011-2015	HYUNDAI (BR)	VELOSTER 1.6L
2016-2016	JEEP (BR)	RENEGADE LIMITED EDITION 1.8 E-TORQ
2012-2016	LEXUS	ES350 215/55 R17
2012-2016	LEXUS	IS250
2012-2016	LEXUS	NX200t 225/60 R18
2012-2016	LEXUS	NX200t 225/65 R17
2012-2016	LEXUS	NX200t 235/55 R18
2016-2017	PORSCHE	911 [991 II] PASM - 10 mm Turbo/Turbo S 20" Rodas
2015-2017	PORSCHE	BOXSTER [981] 20" Roda
2013-2017	PORSCHE	BOXSTER [981] PASM - 10 mm 18" Rodas (I-Nr. 475)
2013-2017	PORSCHE	BOXSTER [981] PASM - 10 mm 19" Rodas (I-Nr. 475)
2013-2017	PORSCHE	BOXSTER [981] PASM - 10 mm 20" Rodas (I-Nr. 475)
2013-2017	PORSCHE	BOXSTER [981] PASM -20 mm 18" Rodas (X73)
2013-2017	PORSCHE	BOXSTER [981] PASM -20 mm 19" Rodas (X73)
2013-2017	PORSCHE	BOXSTER [981] PASM -20 mm 20" Rodas (X73)
2013-2017	PORSCHE	BOXSTER [981] PASM ± 0 mm 18" Rodas (I-Nr. 477)
2013-2017	PORSCHE	BOXSTER [981] PASM ± 0 mm 19" Rodas (I-Nr. 477)
2013-2017	PORSCHE	BOXSTER [981] PASM ± 0 mm 20" Rodas (I-Nr. 477)
2013-2017	PORSCHE	BOXSTER [981] S PASM - 10 mm 18" Rodas (I-Nr. 475)
2013-2017	PORSCHE	BOXSTER [981] S PASM - 10 mm 19" Rodas (I-Nr. 475)
2013-2017	PORSCHE	BOXSTER [981] S PASM - 10 mm 20" Rodas (I-Nr. 475)
2013-2017	PORSCHE	BOXSTER [981] S PASM -20 mm 18" Rodas (X73)
2013-2017	PORSCHE	BOXSTER [981] S PASM -20 mm 19" Rodas (X73)
2013-2017	PORSCHE	BOXSTER [981] S PASM -20 mm 20" Rodas (X73)
2013-2017	PORSCHE	BOXSTER [981] S PASM ± 0 mm 18" Rodas (I-Nr. 477)
2013-2017	PORSCHE	BOXSTER [981] S PASM ± 0 mm 19" Rodas (I-Nr. 477)
2013-2017	PORSCHE	BOXSTER [981] S PASM ± 0 mm 20" Rodas (I-Nr. 477)
2013-2017	PORSCHE	BOXSTER [981] S série 18" Rodas
2013-2017	PORSCHE	BOXSTER [981] S série 19" Rodas
2013-2017	PORSCHE	BOXSTER [981] S série 20" Rodas
2013-2017	PORSCHE	BOXSTER [981] série 18" Rodas
2013-2017	PORSCHE	BOXSTER [981] série 19" Rodas
2013-2017	PORSCHE	BOXSTER [981] série 20" Rodas
2016-2017	PORSCHE	BOXSTER [982] PASM - 10 mm (I-Nr. 475) 18" Rodas
2016-2017	PORSCHE	BOXSTER [982] PASM - 10 mm (I-Nr. 475) 19" Rodas
2016-2017	PORSCHE	BOXSTER [982] PASM - 10 mm (I-Nr. 475) 20" Rodas
2016-2017	PORSCHE	BOXSTER [982] PASM -20 mm (X73) 18" Rodas
2016-2017	PORSCHE	BOXSTER [982] PASM -20 mm (X73) 19" Rodas
2016-2017	PORSCHE	BOXSTER [982] PASM -20 mm (X73) 20" Rodas

<b>Year</b>	<b>Make</b>	<b>Model</b>
2016-2017	PORSCHE	BOXSTER [982] PASM ± 0 mm (I-Nr. 477) 18" Rodas
2016-2017	PORSCHE	BOXSTER [982] PASM ± 0 mm (I-Nr. 477) 19" Rodas
2016-2017	PORSCHE	BOXSTER [982] PASM ± 0 mm (I-Nr. 477) 20" Rodas
2016-2017	PORSCHE	BOXSTER [982] série 18" Rodas
2016-2017	PORSCHE	BOXSTER [982] série 19" Rodas
2016-2017	PORSCHE	BOXSTER [982] série 20" Rodas
2016-2017	PORSCHE	CAYMAN [982] PASM - 10 mm (I-Nr. 475) 18" Rodas
2016-2017	PORSCHE	CAYMAN [982] PASM - 10 mm (I-Nr. 475) 19" Rodas
2016-2017	PORSCHE	CAYMAN [982] PASM - 10 mm (I-Nr. 475) 20" Rodas
2016-2017	PORSCHE	CAYMAN [982] PASM -20 mm (X73) 18" Rodas
2016-2017	PORSCHE	CAYMAN [982] PASM -20 mm (X73) 19" Rodas
2016-2017	PORSCHE	CAYMAN [982] PASM -20 mm (X73) 20" Rodas
2016-2017	PORSCHE	CAYMAN [982] PASM ± 0 mm (I-Nr. 477) 18" Rodas
2016-2017	PORSCHE	CAYMAN [982] PASM ± 0 mm (I-Nr. 477) 19" Rodas
2016-2017	PORSCHE	CAYMAN [982] PASM ± 0 mm (I-Nr. 477) 20" Rodas
2016-2017	PORSCHE	CAYMAN [982] série 18" Rodas
2016-2017	PORSCHE	CAYMAN [982] série 19" Rodas
2016-2017	PORSCHE	CAYMAN [982] série 20" Rodas
2013-2017	PORSCHE	CAYMAN [987] PASM - 10 mm 18" Rodas (I-Nr. 475)
2013-2017	PORSCHE	CAYMAN [987] PASM - 10 mm 19" Rodas (I-Nr. 475)
2013-2017	PORSCHE	CAYMAN [987] PASM - 10 mm 20" Rodas (I-Nr. 475)
2013-2017	PORSCHE	CAYMAN [987] PASM -20 mm 18" Rodas (X73)
2013-2017	PORSCHE	CAYMAN [987] PASM -20 mm 19" Rodas (X73)
2013-2017	PORSCHE	CAYMAN [987] PASM -20 mm 20" Rodas (X73)
2013-2017	PORSCHE	CAYMAN [987] PASM ± 0 mm 18" Rodas (I-Nr. 477)
2013-2017	PORSCHE	CAYMAN [987] PASM ± 0 mm 19" Rodas (I-Nr. 477)
2013-2017	PORSCHE	CAYMAN [987] PASM ± 0 mm 20" Rodas (I-Nr. 477)
2013-2017	PORSCHE	CAYMAN [987] S PASM - 10 mm 18" Rodas (I-Nr. 475)
2013-2017	PORSCHE	CAYMAN [987] S PASM - 10 mm 19" Rodas (I-Nr. 475)
2013-2017	PORSCHE	CAYMAN [987] S PASM - 10 mm 20" Rodas (I-Nr. 475)
2013-2017	PORSCHE	CAYMAN [987] S PASM -20 mm 18" Rodas (X73)
2013-2017	PORSCHE	CAYMAN [987] S PASM -20 mm 19" Rodas (X73)
2013-2017	PORSCHE	CAYMAN [987] S PASM -20 mm 20" Rodas (X73)
2013-2017	PORSCHE	CAYMAN [987] S PASM ± 0 mm 18" Rodas (I-Nr. 477)
2013-2017	PORSCHE	CAYMAN [987] S PASM ± 0 mm 19" Rodas (I-Nr. 477)
2013-2017	PORSCHE	CAYMAN [987] S PASM ± 0 mm 20" Rodas (I-Nr. 477)
2013-2017	PORSCHE	CAYMAN [987] S série 18" Rodas
2013-2017	PORSCHE	CAYMAN [987] S série 19" Rodas
2013-2017	PORSCHE	CAYMAN [987] S série 20" Rodas
2013-2017	PORSCHE	CAYMAN [987] série 18" Rodas
2013-2017	PORSCHE	CAYMAN [987] série 19" Rodas
2013-2017	PORSCHE	CAYMAN [987] série 20" Rodas
2013-2016	RENAULT (BR)	CLIO W2-W1=110 / R1-W1=118mm
2013-2016	RENAULT (BR)	CLIO W2-W1=130 / R1-W1=139mm

<b>Year</b>	<b>Make</b>	<b>Model</b>
2013-2016	RENAULT (BR)	CLIO W2-W1=90 / R1-W1=91mm
2013-2016	RENAULT (BR)	LOGAN W1=180 a 200 e W2=283 a 303mm
2013-2016	RENAULT (BR)	MASTER Todos
2014-2016	RENAULT (BR)	SANDERO STEPWAY W1=180 a 200 e W2=283 a 303mm
2013-2016	RENAULT (BR)	SANDERO W1=180 a 200 e W2=283 a 303mm
2013-2017	SEAT (BR)	LEON [5F] (G01 G02 + 2UF G15) Suspensão Offroad Eixo com barra de torção
2014-2017	SEAT (BR)	LEON [5F] (G18) Suspensão Offroad Xperience with DCC Eixo com barra de torção
2014-2017	SEAT (BR)	LEON [5F] (G18) Suspensão Offroad Xperience with DCC Suspensão Multi-Link
2008-2016	SUZUKI (BR)	GRAND VITARA 4X2 4X4
2008-2016	SUZUKI (BR)	GRAND VITARA 5 Door Models
1998-2016	SUZUKI (BR)	JIMNY 3p(SN 413V)
2013-2016	SUZUKI (BR)	S-CROSS 4X2 GL
2013-2016	SUZUKI (BR)	S-CROSS 4X2 GLX 4X4 GLX GLS
2010-2016	SUZUKI (BR)	SWIFT Sport
2008-2016	SUZUKI (BR)	SX4 Todos
2005-2014	TOYOTA (BR)	HILUX KUN35L-PRMDHG
2005-2014	TOYOTA (BR)	HILUX KUN35L-TRMDHG 15"
2010-2017	VOLKSWAGEN (BR)	AMAROK [9L6] Todos
2005-2017	VOLKSWAGEN (BR)	CROSSFOX [5Z] G17 G28 Direção Hidráulica
2009-2017	VOLKSWAGEN (BR)	EOS [1F7] (G07 1JR 1JT)
2009-2017	VOLKSWAGEN (BR)	EOS [1F8] (G07 1JR 1JT)
2010-2017	VOLKSWAGEN (BR)	FOX [5Z] Direção Hidráulica G18
2010-2017	VOLKSWAGEN (BR)	FOX [5Z] Direção Hidráulica G22
2012-2017	VOLKSWAGEN (BR)	FOX [5Z1] BlueMotion G19
2014-2017	VOLKSWAGEN (BR)	FOX [5Z5] (G18 G19 G27) D.ELÉTRICA
2014-2017	VOLKSWAGEN (BR)	FOX [5Z5] (G19) Blue Motion D.ELÉTRICA
2012-2017	VOLKSWAGEN (BR)	GOL [5U] G6 (G01 G04) Direção Hidráulica
2012-2017	VOLKSWAGEN (BR)	GOL [5U] G6 (G02 G07) Direção Mecânica
2012-2017	VOLKSWAGEN (BR)	GOL [5U] G6 (G02 G07 G06) Direção Hidráulica
2012-2017	VOLKSWAGEN (BR)	GOL [5U] G6 (G05 G09) Direção Hidráulica
2013-2017	VOLKSWAGEN (BR)	GOLF [5G1] G01 G02 2UF
2013-2017	VOLKSWAGEN (BR)	GOLF [5G1] G01 G02 2UA
2013-2017	VOLKSWAGEN (BR)	GOLF [5G1] G01 G02 2UC
2013-2017	VOLKSWAGEN (BR)	GOLF [5G1] G06 2UC 2UJ GTI
2015-2017	VOLKSWAGEN (BR)	GOLF [BC1] G01
2015-2017	VOLKSWAGEN (BR)	GOLF [BC1] G02 (GTI)
2012-2017	VOLKSWAGEN (BR)	JETTA [162] 18"
2012-2017	VOLKSWAGEN (BR)	JETTA [162] Susp. Terreno Acidentado (2UB)
2012-2017	VOLKSWAGEN (BR)	JETTA [162] Suspensão Normal (2UA) Esport. (2UC)
1978-2017	VOLKSWAGEN (BR)	KOMBI [7X] Ambulância
1978-2017	VOLKSWAGEN (BR)	KOMBI [7X] Pick Up
1978-2017	VOLKSWAGEN (BR)	KOMBI [7X] Std Furgão Escolar Lotação
2012-2017	VOLKSWAGEN (BR)	NOVO FUSCA [5C1] (2UA 2UC)
2012-2017	VOLKSWAGEN (BR)	NOVO FUSCA [5C1] (2UD)

<b>Year</b>	<b>Make</b>	<b>Model</b>
2009-2017	VOLKSWAGEN (BR)	PASSAT CC [357_358] (G60) Suspensão Norma (G61) Suspensão regulável
2009-2017	VOLKSWAGEN (BR)	PASSAT CC [357_358] (G62) Suspensão Offroad
2002-2017	VOLKSWAGEN (BR)	POLO [9A] D.M. G09/G10
2002-2017	VOLKSWAGEN (BR)	POLO [9A] D.M. G11/G16
2002-2017	VOLKSWAGEN (BR)	POLO [9A] Direção Hidráulica (G06/G11/G16)
2002-2017	VOLKSWAGEN (BR)	POLO [9A] Direção Hidráulica G09/G10
2002-2017	VOLKSWAGEN (BR)	POLO [9A] Direção Hidráulica G11/G16/G23
2010-2017	VOLKSWAGEN (BR)	POLO [9A] Direção Hidráulica G32 (Bluemotion)
2013-2017	VOLKSWAGEN (BR)	SAVEIRO [5U] G6 D.H. G03 G08 G10
2013-2017	VOLKSWAGEN (BR)	SAVEIRO [5U] G6 D.M. G03 G08 G10
2016-2017	VOLKSWAGEN (BR)	SAVEIRO [5U] ROBUST (G15 G16) Direção Hidráulica
2016-2017	VOLKSWAGEN (BR)	SAVEIRO [5U] ROBUST (G15 G16) Direção Mecânica
2010-2017	VOLKSWAGEN (BR)	SAVEIRO / SAVEIRO CROSS [5U] (G03/G05/G06/G09) G5 D.M.
2010-2017	VOLKSWAGEN (BR)	SAVEIRO / SAVEIRO CROSS [5U] (G03/G05/G06/G09) G5 direção hidráulica
2013-2017	VOLKSWAGEN (BR)	SAVEIRO / SAVEIRO CROSS [5U] G6 D.H. G03 G08 G10
2013-2017	VOLKSWAGEN (BR)	SAVEIRO / SAVEIRO CROSS [5U] G6 D.M. G03 G08 G10
2012-2017	VOLKSWAGEN (BR)	SPACECROSS [5Z] Direção Hidráulica G01
2010-2017	VOLKSWAGEN (BR)	SPACEFOX [5Z] Direção Hidráulica G14
2006-2017	VOLKSWAGEN (BR)	SPACEFOX [5Z] Direção Hidráulica G15
2011-2017	VOLKSWAGEN (BR)	TIGUAN [5N2] G02 G03 G34 G40
2011-2017	VOLKSWAGEN (BR)	TOUAREG [7P5] Suspensão Normal (1BA)
2011-2017	VOLKSWAGEN (BR)	TOUAREG [7P5] Suspensão Normal (1BE)
2011-2017	VOLKSWAGEN (BR)	TOUAREG [7P5] Suspensão Pneumatica (1BK)
2014-2017	VOLKSWAGEN (BR)	up! [6A1/6A5] (G02) DIR. ELÉTRICA
2014-2017	VOLKSWAGEN (BR)	up! [6A1/6A5] (G05 G08) D.M. ARO 13
2014-2017	VOLKSWAGEN (BR)	up! [6A1/6A5] (G05 G08) D.M. ARO 14
2014-2017	VOLKSWAGEN (BR)	up! [6A1/6A5] (G05 G08 G11) DIR. ELÉTRICA
2012-2017	VOLKSWAGEN (BR)	VOYAGE [5U] (G06) Direção Hidráulica
2012-2017	VOLKSWAGEN (BR)	VOYAGE [5U] G6 (G01 G04) Direção Hidráulica
2012-2017	VOLKSWAGEN (BR)	VOYAGE [5U] G6 (G02 G07) Direção Mecânica
2012-2017	VOLKSWAGEN (BR)	VOYAGE [5U] G6 (G02 G07 G06) Direção Hidráulica
2012-2017	VOLKSWAGEN (BR)	VOYAGE [5U] G6 (G05 G09) Direção Hidráulica

Year	Make	Model
1986-1995	AUDI	Early variants - upto 1995,
2010-2017	AUDI	A1 [8X], (G22 G23) Normal Suspension FWD
2010-2017	AUDI	A1 [8X], (G26 G27 G28 G29) Sports Suspension FWD
2010-2017	AUDI	A1 [8X], (G31 G32 G51) Offroad Suspension FWD
2012-2017	AUDI	A1 [8X], (G29 G61) Sports Suspension FWD
2014-2017	AUDI	A1 [8X], (G58 G60) S1 Sports Suspension FWD
2017-2017	AUDI	A3 [8V], (1JA) e-tron Normal Suspension Multi-Link (ML)
2017-2017	AUDI	A3 [8V], (1JA) e-tron Normal Suspension Torsion Beam Axle (VL)
2017-2017	AUDI	A3 [8V], (1JC) e-tron Offroad Suspension Multi-Link (ML)
2017-2017	AUDI	A3 [8V], (1JC) e-tron Offroad Suspension Torsion Beam Axle (VL)
2017-2017	AUDI	A3 [8V], (G01/G04 G21/G24 G41/G45G62/G64 + 2UC) Sports Suspension Multi-Link (ML) A3 [8V], (G01/G04 G21/G24 G41/G45G62/G64 + 2UC) Sports Suspension Torsion Beam Axle (VL)
2017-2017	AUDI	A3 [8V], (G01/G04 G21/G25 + 2UF) Offroad Suspension Multi-Link (ML)
2017-2017	AUDI	A3 [8V], (G01/G04 G21/G25 + 2UF) Offroad Suspension Torsion Beam Axle (VL) A3 [8V], (G01/G05 G14/G16 G21/G24 G41/G44 G51 + 2UA) Normal Suspension Multi-Link (ML)
2017-2017	AUDI	A3 [8V], (G01/G05 G14/G16 G21/G24 G41/G44 G51 + 2UA) Normal Suspension Torsion Beam Axle (VL)
2017-2017	AUDI	A3 [8V], (G05 G07 G25 G45 + 2UC) Sports Suspension with Audi magnetic ride Multi-Link (ML)
2017-2017	AUDI	A3 [8V], (G05 G07 G26 G27 G46 G47 G97 + 2UC) Sports Suspension S3 Multi-Link (ML) A3 [8V], (G05 G07 G26 G27 G46 G47 G97 + 2UC) Sports Suspension S3 with Audi magnetic ride Multi-Link (ML)
2017-2017	AUDI	A3 [8V], (G34 G35 G36 G47/G50 + 2UG) S-Line Sports Suspension Torsion Beam Axle (VL)
2017-2017	AUDI	A3 [8V], (G34 G35 G36 G47/G50 + 2UG) S-Line Sports Suspension Multi-Link (ML)
2001-2001	AUDI	A4 [8D], Sportline Front Avant (1BQ) (South Africa)
2001-2001	AUDI	A4 [8D], Sportline Quattro Avant (1BQ) (South Africa)
2001-2002	AUDI	A4 [8E/8H], x6 variants
2009-2015	AUDI	A4 [8K], (1BB) China-City Chassis
2015-2017	AUDI	A4 [8W], (1BA) Avant
2015-2017	AUDI	A4 [8W], (1BA) Sedan
2015-2017	AUDI	A4 [8W], (1BB) Avant
2015-2017	AUDI	A4 [8W], (1BB) Sedan
2015-2017	AUDI	A4 [8W], (1BD) Avant
2015-2017	AUDI	A4 [8W], (1BD) Sedan
2015-2017	AUDI	A4 [8W], (1BE) Avant
2015-2017	AUDI	A4 [8W], (1BE) Sedan
2015-2017	AUDI	A4 [8W], (1BL) Avant Audi Magnetic Ride
2015-2017	AUDI	A4 [8W], (1BL) Sedan Audi Magnetic Ride
2015-2017	AUDI	A4 [8W], (1BM) Avant Audi Magnetic Ride
2015-2017	AUDI	A4 [8W], (1BM) Sedan Audi Magnetic Ride
2015-2017	AUDI	A4 [8W], (1BP/2MN) Avant Audi Magnetic Ride
2015-2017	AUDI	A4 [8W], (1BP/2MN) Sedan Audi Magnetic Ride
2015-2017	AUDI	A4 [8W], (1BQ/2MV) Avant Audi Magnetic Ride
2015-2017	AUDI	A4 [8W], (1BQ/2MV) Sedan Audi Magnetic Ride

Year	Make	Model
2015-2017	AUDI	A4 [8W], (1BR) Avant
2015-2017	AUDI	A4 [8W], (1BR) Sedan
2016-2017	AUDI	A4 [8W], (2MC / 2MS) Sedan
2009-2017	AUDI	A5 [8T/8F], Cabriolet [8F] (1BA) Normal Suspension
2009-2017	AUDI	A5 [8T/8F], Cabriolet [8F] (1BD) Sport Suspension (S-Model)
2009-2017	AUDI	A5 [8T/8F], Cabriolet [8F] (1BE) Sport Suspension
2009-2017	AUDI	A5 [8T/8F], Cabriolet [8F] (1BL) Chassis With Audi Magnetic Ride
2009-2017	AUDI	A5 [8T/8F], Cabriolet [8F] (1BV) Sport Suspension (S-Line)
2009-2017	AUDI	A5 [8T/8F], Cabriolet [8F] (2MC) RS5 Suspension Sport with variable damper (quattro GmbH)
2009-2017	AUDI	A5 [8T/8F], Cabriolet [8F] (2MS) RS5 Suspension Normal (quattro GmbH)
2009-2017	AUDI	A5 [8T/8F], Coupé [8T] (1BA) Normal Suspension
2009-2017	AUDI	A5 [8T/8F], Coupé [8T] (1BB) Offroad Suspension
2009-2017	AUDI	A5 [8T/8F], Coupé [8T] (1BD) Sports Suspension (S-Model)
2009-2017	AUDI	A5 [8T/8F], Coupé [8T] (1BE) Sports Suspension
2009-2017	AUDI	A5 [8T/8F], Coupé [8T] (1BL) Chassis With Audi Magnetic Ride
2009-2017	AUDI	A5 [8T/8F], Coupé [8T] (1BR) Comfort-Offroad Chassis
2009-2017	AUDI	A5 [8T/8F], Coupé [8T] (1BV) Sports Suspension (S-Line)
2010-2017	AUDI	A5 [8T/8F], Coupé [8T] (1BU) RS5 Sports Suspension (quattro GmbH)
2010-2017	AUDI	A5 [8T/8F], Coupé [8T] (2MC) RS5 Sportsline with variable damper (quattro GmbH)
2010-2017	AUDI	A5 [8T/8F], Coupé [8T] (2MS) RS5 Normal Suspension (quattro GmbH)
2010-2017	AUDI	A5 [8T/8F], Sportback [8T] (1BA) Normal Suspension
2010-2017	AUDI	A5 [8T/8F], Sportback [8T] (1BB) China-City Chassis
2010-2017	AUDI	A5 [8T/8F], Sportback [8T] (1BD) Sport Suspension (S-Model)
2010-2017	AUDI	A5 [8T/8F], Sportback [8T] (1BE) Sport Suspension
2010-2017	AUDI	A5 [8T/8F], Sportback [8T] (1BL) Chassis With Audi Magnetic Ride
2010-2017	AUDI	A5 [8T/8F], Sportback [8T] (1BV) Sport Suspension (S-Line)
2016-2017	AUDI	A5 [F5], Cabrio (1BA)
2016-2017	AUDI	A5 [F5], Cabrio (1BD)
2016-2017	AUDI	A5 [F5], Cabrio (1BE)
2016-2017	AUDI	A5 [F5], Cabrio (1BL/2MV)
2016-2017	AUDI	A5 [F5], Cabrio (2MC / 2MS)
2016-2017	AUDI	A5 [F5], Coupé (1BA)
2016-2017	AUDI	A5 [F5], Coupé (1BD)
2016-2017	AUDI	A5 [F5], Coupé (1BE)
2016-2017	AUDI	A5 [F5], Coupé (1BL/2MV)
2016-2017	AUDI	A5 [F5], Coupé (2MC / 2MS)
2016-2017	AUDI	A5 [F5], Sportback (1BA)
2016-2017	AUDI	A5 [F5], Sportback (1BD)
2016-2017	AUDI	A5 [F5], Sportback (1BE)
2016-2017	AUDI	A5 [F5], Sportback (1BL/2MV)
2016-2017	AUDI	A5 [F5], Sportback (2MC / 2MS)

Year	Make	Model
2011-2017	AUDI	A6 [4G], (1BA) (1BH) Normal Suspension Right Hand Drive
2011-2017	AUDI	A6 [4G], (1BB) Offroad Suspension Right Hand Drive
2011-2017	AUDI	A6 [4G], (1BE) Hybrid Right Hand Drive
2011-2017	AUDI	A6 [4G], (1BE) Sports Suspension Right Hand Drive
2011-2017	AUDI	A6 [4G], (1BK) Air Suspension Normal Suspension Right Hand Drive
2011-2017	AUDI	A6 [4G], (1BR) Offroad Suspension Right Hand Drive
2011-2017	AUDI	A6 [4G], (1BS) Air Suspension Offroad Chassis Right Hand Drive
2011-2017	AUDI	A6 [4G], (1BV) Sports Suspension S-Line Right Hand Drive
2011-2017	AUDI	A6 [4G], (1BY) Allroad Air Suspension Right Hand Drive
2011-2017	AUDI	A6 [4G], (2MA) Air Suspension RS6 Right Hand Drive
2011-2017	AUDI	A6 [4G], (2MB) Air Suspension Sports Chassis Right Hand Drive
2011-2017	AUDI	A6 [4G], (2MC) RS6 Right Hand Drive
2012-2017	AUDI	A6 [4G], (1BA) Normal Suspension
2012-2017	AUDI	A6 [4G], (1BB) Offroad Suspension
2012-2017	AUDI	A6 [4G], (1BE) Hybrid
2012-2017	AUDI	A6 [4G], (1BE) Sports Suspension
2012-2017	AUDI	A6 [4G], (1BK) Air Suspension Normal Suspension
2012-2017	AUDI	A6 [4G], (1BR) Offroad Suspension
2012-2017	AUDI	A6 [4G], (1BS) Air Suspension Offroad Chassis
2012-2017	AUDI	A6 [4G], (1BV) Sports Suspension S-Line
2012-2017	AUDI	A6 [4G], (1BY) Allroad Air Suspension
2012-2017	AUDI	A6 [4G], (2MA) Air Suspension RS6
2012-2017	AUDI	A6 [4G], (2MB) Air Suspension Sports Chassis
2012-2017	AUDI	A6 [4G], (2MC) RS6
2011-2017	AUDI	A7 [4G], (1BA) Normal Suspension Right Hand Drive
2011-2017	AUDI	A7 [4G], (1BB) Offroad Suspension Right Hand Drive
2011-2017	AUDI	A7 [4G], (1BE) Sports Suspension Right Hand Drive
2011-2017	AUDI	A7 [4G], (1BK) Air Suspension Normal Suspension Right Hand Drive
2011-2017	AUDI	A7 [4G], (1BS) Air Suspension Offroad Chassis Right Hand Drive
2011-2017	AUDI	A7 [4G], (1BV) Sports Suspension Right Hand Drive
2011-2017	AUDI	A7 [4G], (1BY) Allroad Air Suspension Right Hand Drive
2011-2017	AUDI	A7 [4G], (2MB) Air Suspension Sports Chassis Right Hand Drive
2012-2017	AUDI	A7 [4G], (1BA) Normal Suspension
2012-2017	AUDI	A7 [4G], (1BB) Offroad Suspension
2012-2017	AUDI	A7 [4G], (1BE/1BV) Sports Suspension
2012-2017	AUDI	A7 [4G], (1BK) Air Suspension Normal Suspension
2012-2017	AUDI	A7 [4G], (1BS) Air Suspension Offroad Chassis
2012-2017	AUDI	A7 [4G], (2MA) Air Suspension RS7 Right Hand Drive
2012-2017	AUDI	A7 [4G], (2MB) Air Suspension Sports Chassis
2012-2017	AUDI	A7 [4G], (2MC) RS7 Right Hand Drive
2013-2015	AUDI	A7 [4G], (2MA) Air Suspension RS7
2013-2015	AUDI	A7 [4G], (2MC) RS7
2016-2017	AUDI	A7 [4G], (2MA) Air Suspension RS7
2016-2017	AUDI	A7 [4G], (2MC) RS7
2010-2017	AUDI	A8 [4H], (1BK) Normal Suspension except V8 TDI and W12 FSI
2010-2017	AUDI	A8 [4H], (1BK) Normal Suspension With V8 TDI and W12 FSI
2010-2017	AUDI	A8 [4H], (1BY) Offroad Suspension except V8 TDI and W12 FSI

Year	Make	Model
2010-2017	AUDI	A8 [4H], (1BY) Offroad Suspension With V8 TDI and W12 FSI
2010-2017	AUDI	A8 [4H], (2MA) Sports Suspension except V8 TDI and W12 FSI
2010-2017	AUDI	A8 [4H], (2MA) Sports Suspension With V8 TDI and W12 FSI
2010-2017	AUDI	A8 [4H], (2MB) Sports Suspension S8 except V8 TDI and W12 FSI
2010-2017	AUDI	A8 [4H], (2MB) Sports Suspension S8 With V8 TDI and W12 FSI
2016-2017	AUDI	Q2 [GA], (G01/G02/G03/G04/G95) Suspension Normal Multi-Link (ML)
2016-2017	AUDI	Q2 [GA], (G01/G02/G03/G04/G95) Suspension Normal Torsion Beam Axle (VL)
2016-2017	AUDI	Q2 [GA], (G31/G32/G33/G34) Suspension Sport Multi-Link (ML)
2016-2017	AUDI	Q2 [GA], (G31/G32/G33/G34) Suspension Sport Torsion Beam Axle (VL)
2011-2017	AUDI	Q3 [8U], (G05 G11 G12 G14 G15) Standard Suspension
2011-2017	AUDI	Q3 [8U], (G09 G13) Sports Suspension S-Line
2011-2017	AUDI	Q3 [8U], (G43) Standard Suspension with electronically regulated damping
2014-2017	AUDI	Q3 [8U], (G44) RS Q3 Sports Suspension with electronically regulated damping
2008-2017	AUDI	Q5 [83], (1BH) Four-wheel drive Comfort Chassis (China)
2011-2017	AUDI	Q5 [83], (1BA) Hybrid Normal Suspension (China)
2008-2012	AUDI	Q5 [8R], (1BA) Four-wheel drive Normal Suspension (Australia) to Model Year 2012
2008-2012	AUDI	Q5 [8R], (1BL) Four-wheel drive Chassis with Audi Magnetic Ride (Australia) to Model Year 2012
2008-2012	AUDI	Q5 [8R], (1BV) Four-wheel drive Sports Suspension (Australia) to Model Year 2012
2008-2017	AUDI	Q5 [8R], (1BV) FWD Sportsline
2008-2017	AUDI	Q5 [8R], (2MF) FWD Normal Suspension Europe without Russia
2011-2017	AUDI	Q5 [8R], (1BA) Hybrid Normal Suspension NAR and Russia
2011-2017	AUDI	Q5 [8R], (2MF) Hybrid Normal Suspension Europe without Russia
2012-2017	AUDI	Q5 [8R], (1BA) Four-wheel drive Normal Suspension (Australia) from Model Year 2013
2012-2017	AUDI	Q5 [8R], (1BA) Four-wheel drive Normal Suspension from Model Year 2013
2012-2017	AUDI	Q5 [8R], (1BL) Four-wheel drive Chassis With Audi Magnetic Ride from Model Year 2013
2012-2017	AUDI	Q5 [8R], (1BL) Four-wheel drive Chassis with Audi Magnetic Ride (Australia) from Model Year 2013
2012-2017	AUDI	Q5 [8R], (1BV) Four-wheel drive Sports Suspension (Australia) from Model Year 2013
2012-2017	AUDI	Q5 [8R], (1BV) Four-wheel drive Sports Suspension from Model Year 2013
2013-2017	AUDI	Q5 [8R], (1BD) SQ5 Four-wheel drive Sports Suspension
2013-2017	AUDI	Q5 [8R], (2MT) SQ5 Four-wheel drive Sports Suspension
2015-2017	AUDI	Q7 [4M], (1BA) Suspension Normal Coil Springs
2015-2017	AUDI	Q7 [4M], (1BK) Suspension Normal Pneumatic Suspension
2015-2017	AUDI	Q7 [4M], (2MA) Suspension Sport Pneumatic Suspension
2015-2017	AUDI	Q7 [4M], (2MB) SQ7 Suspension Sport Pneumatic Suspension
2013-2017	AUDI	R8 [42], Coupé (1BA) Normal Suspension V8 FSI from Model Year 2013
2013-2017	AUDI	R8 [42], Coupé (1BE) Normal Suspension V10 FSI from Model Year 2013
2013-2017	AUDI	R8 [42], Coupé (1BL) Sportsline Audi Magnetic Ride (AMR) V8 FSI from Model Year 2013
2013-2017	AUDI	R8 [42], Coupé (1BU) Suspension Sport V10 FSI from Model Year 2013
2013-2017	AUDI	R8 [42], Coupé (2MN) Sportsline Audi Magnetic Ride (AMR) V10 FSI from Model Year 2013
2013-2017	AUDI	R8 [42], GT (1BD) Threaded Suspension from Model Year 2013
2013-2017	AUDI	R8 [42], Spyder (1BA) Normal Suspension V8 FSI from Model Year 2013
2013-2017	AUDI	R8 [42], Spyder (1BE) Normal Suspension V10 FSI from Model Year 2013
2013-2017	AUDI	R8 [42], Spyder (1BL) Sportsline Audi Magnetic Ride (AMR) V8 FSI from Model Year 2013
2013-2017	AUDI	R8 [42], Spyder (1BU) Suspension Sport V10 FSI from Model Year 2013
2013-2017	AUDI	R8 [42], Spyder (2MN) Sportsline Audi Magnetic Ride (AMR) V10 FSI from Model Year 2013
2015-2017	AUDI	R8 [4S], Coupé [4S3]
2015-2017	AUDI	R8 [4S], Spyder [4S9]

Year	Make	Model
1999-2003	AUDI	S8, (1BA1BM1BG1BN) Standard Chassis
1999-2003	AUDI	S8, (1BE1BD) Sports Suspension
1999-2003	AUDI	S8, (1BT) Offroad Suspension
2014-2017	AUDI	TT [FV], TT Coupè (1BA) Normal Suspension
2014-2017	AUDI	TT [FV], TT Coupè (1BD) Special Sport Suspension
2014-2017	AUDI	TT [FV], TT Coupè (1BL) Sports Suspension Audi Magnetic Ride (AMR)
2014-2017	AUDI	TT [FV], TT Coupè (1BQ / 2MV) Sports Suspension Audi Magnetic Ride (AMR)
2014-2017	AUDI	TT [FV], TT Coupè (1BV) Sport Suspension
2014-2017	AUDI	TT [FV], TT Roadster (1BA) Normal Suspension
2014-2017	AUDI	TT [FV], TT Roadster (1BD) Special Sport Suspension
2014-2017	AUDI	TT [FV], TT Roadster (1BL) Sports Suspension Audi Magnetic Ride (AMR)
2014-2017	AUDI	TT [FV], TT Roadster (1BQ / 2MV) Sports Suspension Audi Magnetic Ride (AMR)
2014-2017	AUDI	TT [FV], TT Roadster (1BV) Sport Suspension
2014-2017	AUDI	TT [FV], TTS Coupè (1BA) Normal Suspension
2014-2017	AUDI	TT [FV], TTS Coupè (1BD) Special Sport Suspension
2014-2017	AUDI	TT [FV], TTS Coupè (1BL) Sports Suspension Audi Magnetic Ride (AMR)
2014-2017	AUDI	TT [FV], TTS Coupè (1BQ / 2MV) Sports Suspension Audi Magnetic Ride (AMR)
2014-2017	AUDI	TT [FV], TTS Coupè (1BV) Sport Suspension
2014-2017	AUDI	TT [FV], TTS Roadster (1BA) Normal Suspension
2014-2017	AUDI	TT [FV], TTS Roadster (1BD) Special Sport Suspension
2014-2017	AUDI	TT [FV], TTS Roadster (1BL) Sports Suspension Audi Magnetic Ride (AMR)
2014-2017	AUDI	TT [FV], TTS Roadster (1BQ / 2MV) Sports Suspension Audi Magnetic Ride (AMR)
2014-2017	AUDI	TT [FV], TTS Roadster (1BV) Sport Suspension
2016-2017	BENTLEY	BENTAYGA [4V14A9], 6.0L W12
2009-2017	BENTLEY	CONTINENTAL, Flying Spur Speed
2011-2017	BENTLEY	CONTINENTAL, GTC Supersports
2012-2017	BENTLEY	CONTINENTAL, GT
2012-2017	BENTLEY	CONTINENTAL, GTC
2013-2017	BENTLEY	CONTINENTAL, GT Speed & V8 S
2013-2017	BENTLEY	CONTINENTAL, GTC Speed & V8 S
2014-2017	BENTLEY	CONTINENTAL, Flying Spur
2015-2017	BENTLEY	CONTINENTAL, GT3-R
2010-2017	BENTLEY	MULSANNE,
2015-2017	CADILLAC	ATS, FE2 AWD
2015-2017	CADILLAC	ATS, FE2 RWD
2015-2017	CADILLAC	ATS, FE3 RWD
2015-2017	CADILLAC	ATS, FE4 RWD
2013-2017	CADILLAC	XTS, GNA RPO Restriction Except Professional Vehicles
2013-2017	CADILLAC	XTS, GNB with F38 RPO Restriction Except Professional Vehicles
2013-2017	CADILLAC	XTS, GNB without F38 RPO Restriction Except Professional Vehicles
2015-2017	CHRYSLER	200, Sedan AWD MultiAir
2015-2017	CHRYSLER	200, Sedan FWD MultiAir
2014-2016	FORD	ECOSPORT, 4X2 and 4X4
2013-2016	FORD	FIESTA,-2013 Sport Suspension
2013-2016	FORD	FIESTA,-2013 ST Variant
2013-2016	FORD	FIESTA,-2013 Standard Suspension
2011-2016	FORD	FOCUS, 2.0 ecoboost & 2.0 tdc1 4 Door/5 Door

<b>Year</b>	<b>Make</b>	<b>Model</b>
2011-2016	FORD	FOCUS, 2.0 ecoboost & 2.0 tdcI Wagon
2011-2016	FORD	FOCUS, 4 Door/5 Door except 2.0 petrol & 2.0 tdcI
2011-2016	FORD	FOCUS, 4 Door/5 Door Sport except 2.0 petrol & 2.0 tdcI
2011-2016	FORD	FOCUS, Wagon except 2.0 petrol & 2.0 tdcI
2011-2016	FORD	FOCUS, Wagon Sport except 2.0 petrol & 2.0 tdcI
2013-2016	FORD	FOCUS, Base Model
2013-2016	FORD	FOCUS, ST Variant
2016-2016	FORD	FOCUS, RS
2016-2016	FORD	FOCUS RS, RS
2013-2016	FORD	KUGA, '2013.25 2WD
2013-2016	FORD	KUGA, '2013.25 4WD
2014-2016	FORD	MONDEO, Sport Suspension except Wagon Models
2014-2016	FORD	MONDEO, Sport Suspension Wagon
2014-2016	FORD	MONDEO, Standard Suspension except Wagon Models
2014-2016	FORD	MONDEO, Standard Suspension Wagon
2015-2017	FORD	MUSTANG, (Base Coupe Base Convertible Performance Package Convertible Track Package Convertible)
2015-2017	FORD	MUSTANG, (Performance Package Coupe Track Package Coupe)
2015-2017	FORD	MUSTANG, GT350
2015-2017	FORD	MUSTANG, GT350R
2015-2016	FORD	RANGER, ICA High Ride Height 2WD/4WD LHD
2015-2016	FORD	RANGER, ICA High Ride Height 2WD/4WD RHD
2015-2016	FORD	RANGER, ICA Low Ride Height 2WD Double Cab
2015-2016	FORD	RANGER, ICA Low Ride Height 2WD Single Cab
2015-2016	FORD	RANGER, ICA Low Ride Height 2WD Super Cab
2009-2015	HONDA	ACCORD, CU2 CW2 (16" Wheel)
2009-2015	HONDA	ACCORD, CU2 CW2 (17" Wheel)
2009-2015	HONDA	ACCORD, CU2 CW2 (18" Wheel)
2011-2015	HONDA	ACCORD, CU3 CW3 (16" Wheel)
2011-2015	HONDA	ACCORD, CU3 CW3 (17" Wheel)
2011-2015	HONDA	ACCORD, CU3 CW3 (18" Wheel)
2012-2015	HONDA	CIVIC, 5 Door Diesel 16" Wheels
2012-2015	HONDA	CIVIC, 5 Door Diesel 17" Wheels
2012-2016	HONDA	CIVIC, All Models 15"/16" wheel
2012-2016	HONDA	CIVIC, All Models with 17" wheels
2014-2015	HONDA	CIVIC TOURER, All Models 16" Wheels
2014-2015	HONDA	CIVIC TOURER, All Models 17" wheels
2012-2016	HONDA	CIVIC TYPE R, All Gas Engine Models
2013-2015	HONDA	CR-V, All Models
2013-2016	HONDA	CR-V, Diesel Except N16A4
2013-2016	HONDA	CR-V, Diesel With N16A4 2WD
2013-2016	HONDA	CR-V, Diesel With N16A4 AWD
2015-2017	HONDA	CR-V, Except KR Models with 17" wheels Exterior Type 2
2015-2017	HONDA	CR-V, Except KR Models with 18" wheel Exterior Type 2
2015-2017	HONDA	CR-V, Exterior Type 1 with 17" wheels
2015-2017	HONDA	CR-V, Exterior Type 1 with 18" wheel
2015-2017	HONDA	CR-V, KR Models with 17" wheels Exterior Type 2
2015-2017	HONDA	CR-V, KR Models with 18" wheel Exterior Type 2

Year	Make	Model
2015-2017	HONDA	CR-V, UK factory model 2WD With 17" Wheel
2015-2017	HONDA	CR-V, UK factory model AWD With 17" Wheel
2011-2016	HONDA	CR-Z, All Models
2015-2017	HONDA	HR-V, All Models
2012-2015	HONDA	JAZZ, Hybrid All Models
2015-2017	HONDA	JAZZ, ID Models With 15" Wheel
2015-2017	HONDA	JAZZ, KM and KP Models With 15 inch wheels
2015-2017	HONDA	JAZZ, KN Models With 15" Wheel
2015-2017	HONDA	JAZZ, KQKPKZ and KY(15EX15LX) Models With 15" Wheel
2015-2017	HONDA	JAZZ, KU And KT With 15 inch wheels
2015-2017	HONDA	JAZZ, KU And KT with 16" wheels and KZ (13LXR15VTiR) Models
2015-2017	HONDA	JAZZ, KY(15EXE15LXE) Models With 15 inch wheels
2012-2016	HONDA	ODYSSEY, All Models
2013-2017	JEEP TRUCKS	CHEROKEE, (KL) AWD Vehicles built 09/16/2013 and After
2013-2017	JEEP TRUCKS	CHEROKEE, (KL) FWD Vehicles built 09/16/2013 and After
2013-2017	JEEP TRUCKS	CHEROKEE, (KL) TrailHawk Vehicles built 09/16/2013 and After
2011-2017	JEEP TRUCKS	COMPASS, Gas Engine Export
2015-2015	JEEP TRUCKS	GRAND CHEROKEE, (WK) SRT8 (with 3 season tires) (LHD)
2015-2015	JEEP TRUCKS	GRAND CHEROKEE, (WK) SRT8 (with 3 season tires) (RHD)
2015-2015	JEEP TRUCKS	GRAND CHEROKEE, (WK) SRT8 (with 4 season tires) (LHD)
2015-2015	JEEP TRUCKS	GRAND CHEROKEE, (WK) SRT8 (with 4 season tires) (RHD)
2011-2017	JEEP TRUCKS	PATRIOT, Gas Engine Export
2015-2016	JEEP TRUCKS	RENEGADE (EMEA), 1.4L - 2.4L - 1.6L 4X2
2015-2016	JEEP TRUCKS	RENEGADE (EMEA), 1.4L EMEA - 2.0L EMEA 4X4
2015-2016	JEEP TRUCKS	RENEGADE (EMEA), 1.4L NAFTA - 2.4L NAFTA 4X4
2015-2016	JEEP TRUCKS	RENEGADE (EMEA), 2.4L NAFTA -2.4L JAPAN TrailHawk
2015-2016	JEEP TRUCKS	RENEGADE (EMEA), 2.4L NAFTA Base - 2.0L 170CV TrailHawk
2013-2016	JEEP TRUCKS	WRANGLER, (CKD) 2.8L 4 CYL TURBO DIESEL
2013-2016	JEEP TRUCKS	WRANGLER, (JK) All Models
2011-2017	LAMBORGHINI	AVENTADOR, LP700-4 Coupé and Roadster
2014-2017	LAMBORGHINI	HURACAN,
2012-2016	MERCEDES-BENZ	117, (C / X) ECE USA Sport Suspension Code 486/677
2012-2016	MERCEDES-BENZ	117, (C / X) ECE USA Standard Suspension Code 485
2012-2016	MERCEDES-BENZ	117, (C) AMG ECE USA AMG Code 486 + M133 / 492 + M133
2013-2016	MERCEDES-BENZ	117, (C / X) Code 482
2013-2016	MERCEDES-BENZ	117, (C / X) ECE USA Sport suspension + economy Code 486 +4U3
2013-2016	MERCEDES-BENZ	117, (C) ECE USA Sport Edition Sportline Code 486 + P84
2013-2016	MERCEDES-BENZ	156, (X) ECE Sport Suspension Code 486
2013-2016	MERCEDES-BENZ	156, (X) ECE Standard Suspension Code 485
2013-2016	MERCEDES-BENZ	156, (X) AMG ECE AMG Code 486 + M133 / 492 + M133
2014-2016	MERCEDES-BENZ	156, (X) Code 482
2005-2016	MERCEDES-BENZ	164, (W M Class) ECE Steel Suspension without 430 (locking differential)
2005-2016	MERCEDES-BENZ	164, (W M Class) incl. AMG with M 156 Air Suspension Code 489 with 430 (locking differential) incl. Hybridcar
2005-2016	MERCEDES-BENZ	164, (W M Class) incl. AMG with M 156 Air Suspension Code 489 without 430 (locking differential) incl. Hybridcar
2005-2016	MERCEDES-BENZ	164, (X) GL Class incl. AMG with M 156 Air Suspension Code 489 with 430 (locking differential) incl. Hybridcar
2005-2016	MERCEDES-BENZ	164, (X) GL Class incl. AMG with M 156 Air Suspension Code 489 without 430 (locking differential) incl. Hybridcar
2009-2016	MERCEDES-BENZ	164, (W M Class) ECE FE (Fuel Economy) Steel Suspension BM 164.120 / 164.121 with 430 (locking differential)

Year	Make	Model
2009-2016	MERCEDES-BENZ	164, (W M Class) ECE FE (Fuel Economy) Steel Suspension BM 164.120 / 164.121 without 430 (locking differential)
2011-2016	MERCEDES-BENZ	164, (W M Class) ECE Steel Suspension with 430 (locking differential)
2010-2016	MERCEDES-BENZ	166, (W) ECE/USA Standard Chassis
2010-2016	MERCEDES-BENZ	166, (W/X) ECE/USA Air Suspension Code 489
2011-2016	MERCEDES-BENZ	166, (W) ECE/USA FE (Fuel Economy) Steel Suspension OM 651 Code 927 / 491 (but without 550)
2012-2016	MERCEDES-BENZ	166, (W) ECE/USA Guard Code Z04 / Z05
2012-2016	MERCEDES-BENZ	166, (W/X) AMG With Code M157 + M55
2016-2016	MERCEDES-BENZ	166, (W/X) AMG Sport AMG Sport with Code M276+M30+M002+M016
2010-2015	MERCEDES-BENZ	172, (R172 / SLK) all without Code 483/486 until model year 2015
2010-2015	MERCEDES-BENZ	172, (R172 / SLK) with Code 483/486 until model year 2015
2011-2016	MERCEDES-BENZ	172, (R172 / SLK) AMG SLK 55 ECE/USA AMG M152
2016-2016	MERCEDES-BENZ	172, (R172 / SLK) all without Code 483/486 from model year 2016
2016-2016	MERCEDES-BENZ	172, (R172 / SLK) with Code 483/486 from model year 2016
2012-2016	MERCEDES-BENZ	176, A Class (W) ECE AMG Code 486 + M133 / 492 + M133
2012-2016	MERCEDES-BENZ	176, A Class (W) ECE Sport Edition Sportline Code 486 + P84
2012-2016	MERCEDES-BENZ	176, A Class (W) ECE Sport suspension light Code 677
2012-2016	MERCEDES-BENZ	176, A Class (W) ECE Sport Suspension Code 486
2012-2016	MERCEDES-BENZ	176, A Class (W) ECE Standard Suspension Code 485
2014-2016	MERCEDES-BENZ	176, A Class (W) ECE Code 482
2014-2016	MERCEDES-BENZ	190, (C) AMG GT-S AMG Code 479
2014-2016	MERCEDES-BENZ	190, (C) AMG GT-S DP AMG Code 479 + P71
2012-2016	MERCEDES-BENZ	197, (C/R SLS / SLS GT) from 09.2012 ECE/USA AMG from 09.2012 (month/year)
2013-2016	MERCEDES-BENZ	197, (C) AMG ECE/USA AMG Black Series wheel load taken from WIS Code P98
2007-2016	MERCEDES-BENZ	204, C Class (W/S/C 4-MATIC) ECE/USA 4WD Sports Suspension
2007-2016	MERCEDES-BENZ	204, C Class (W/S/C 4-MATIC) ECE/USA 4WD Standard Chassis
2008-2016	MERCEDES-BENZ	204, C Class (W/S) Limousine / T- Model from 02.2008 ECE/USA FE (Fuel Economy) with Code 677
2008-2016	MERCEDES-BENZ	204, C Class (W/S) Limousine / T- Model from 02.2008 ECE/USA Rough Road Code 482
2008-2016	MERCEDES-BENZ	204, C Class (W/S) Limousine / T- Model from 02.2008 ECE/USA Sport Code 486/483 (965 K)
2008-2016	MERCEDES-BENZ	204, C Class (W/S) Limousine / T- Model from 02.2008 ECE/USA Standard Chassis
2008-2016	MERCEDES-BENZ	204, C Class (X) GLK-Model ECE Sports Suspension and hydraulic steering Code 486
2008-2016	MERCEDES-BENZ	204, C Class (X) GLK-Model ECE Standard Suspension to model improvement and hydraulic steering
2010-2016	MERCEDES-BENZ	204, C Class (X) GLK-Model ECE Rough Road and electric steering Code 482 and 211
2011-2016	MERCEDES-BENZ	204, C Class (C) Coupe ECE Sports Suspension CES (Advanced Agility) Code 486 / 483
2011-2016	MERCEDES-BENZ	204, C Class (C) Coupe ECE Standard Suspension Code 485 / 677
2011-2016	MERCEDES-BENZ	204, C Class (C) Coupe Sportline ECE Sport Edition M 271 EVO OM 651 Code P84
2011-2016	MERCEDES-BENZ	204, C Class (W/S/C) AMG E 63 ECE/USA AMG from model improvement 03.2011 M156
2013-2016	MERCEDES-BENZ	204, C Class (C) AMG ECE/USA AMG Black Series 4 seater Code M156 + P98
2014-2016	MERCEDES-BENZ	204, C Class (X) GLK-Model from model improvement ECE Sport Suspension from model improvement and electric steering Code 486 and 211
2013-2016	MERCEDES-BENZ	205,x19 variants
2008-2016	MERCEDES-BENZ	207, (A/C) With Code 485 without 4Matic
2008-2016	MERCEDES-BENZ	207, (A/C) With Code 486 without 4Matic
2009-2016	MERCEDES-BENZ	207, (A/C) With Code 483 without 4Matic
2011-2016	MERCEDES-BENZ	207, (C 4-MATIC) Europe / USA with 4Matic
2008-2016	MERCEDES-BENZ	212, E Class (W 4-MATIC) Europe / USA 4 wheel drive Sports Suspension Code 677/486
2008-2016	MERCEDES-BENZ	212, E Class (W / S) Europe / USA Air Suspension in Driving Comfort Mode Code 489
2008-2016	MERCEDES-BENZ	212, E Class (W) Europe / USA Rough Road with Code 482 Steel Suspension front and rear
2008-2016	MERCEDES-BENZ	212, E Class (W) Europe / USA Sport with Code 677/486 Steel Suspension front and rear

Year	Make	Model
2008-2016	MERCEDES-BENZ	212, E Class (W) Europe / USA Standard Chassis with Code 485 Steel Suspension front and rear
2009-2016	MERCEDES-BENZ	212, E Class (S 4-MATIC) ECE / USA 4 wheel drive front axle steel- and rear axle airsuspension Sport Suspension Code 677/486
2009-2016	MERCEDES-BENZ	212, E Class (S 4-MATIC) ECE / USA 4 wheel drive front axle steel- and rear axle airsuspension Standard Code 485
2009-2016	MERCEDES-BENZ	212, E Class (S212 T-Model) Europe / USA Sport with Code 677/486 Front Axle Steel - and Rear Axle Air Suspension
2009-2016	MERCEDES-BENZ	212, E Class (S212 T-Model) Europe / USA Standard with Code 485 Front Axle Steel - and Rear Axle Air Suspension
2009-2016	MERCEDES-BENZ	212, E Class (W) Europe / USA Guard B4 Air Suspension and put in driving mode Code 489
2011-2016	MERCEDES-BENZ	212, E Class (W/S) AMG from 12.2011 ECE/USA AMG chassis mode sport Code M157
2012-2016	MERCEDES-BENZ	212, E Class (W/S) AMG 4-MATIC ECE/USA AMG 4 wheel drive chassis mode sport Code M005 + M157
2016-2016	MERCEDES-BENZ	213, ( W / S ) AMG Sport AMG Sport with Code M276+M30+M016+L
2016-2016	MERCEDES-BENZ	213, ( W / S ) AMG Sport AMG Sport with Code M276+M30+M016+R
2016-2016	MERCEDES-BENZ	213, (S) with 4Matic with Code 459/677+L
2016-2016	MERCEDES-BENZ	213, (S) with 4Matic with Code 485+L
2016-2016	MERCEDES-BENZ	213, (S) with 4Matic with Code 677+R
2016-2016	MERCEDES-BENZ	213, (S) without 4Matic with Code 459/677
2016-2016	MERCEDES-BENZ	213, (S) without 4Matic with Code 485
2016-2016	MERCEDES-BENZ	213, (W / S / V) with 4Matic with Code 489
2016-2016	MERCEDES-BENZ	213, (W / S / V) without 4Matic with Code 489
2016-2016	MERCEDES-BENZ	213, (W / V) with 4Matic with Code 485+L
2016-2016	MERCEDES-BENZ	213, (W / V) without 4Matic with Code 485
2016-2016	MERCEDES-BENZ	213, (W) with 4Matic with Code 459/677+L
2016-2016	MERCEDES-BENZ	213, (W) with 4Matic with Code 677+R
2016-2016	MERCEDES-BENZ	213, (W) without 4Matic with Code 482
2016-2016	MERCEDES-BENZ	213, (W) without 4Matic with Code 459/677
2016-2016	MERCEDES-BENZ	213, (W/S) AMG AMG with Code M177+M40+L
2016-2016	MERCEDES-BENZ	213, (W/S) AMG AMG with Code M177+M40+R
2005-2016	MERCEDES-BENZ	216, C Coupé ECE / USA
2006-2016	MERCEDES-BENZ	216, C Coupé 4-MATIC 4WD ECE / USA
2006-2016	MERCEDES-BENZ	216, C Coupé with M156 M157 M275 ECE/USA with mixing set of tires incl.AMG
2014-2015	MERCEDES-BENZ	217, (C) USA without 4Matic with Code 487 + 494
2014-2015	MERCEDES-BENZ	217, (C/A) ECE without 4Matic without Code 487
2014-2015	MERCEDES-BENZ	217, (C/A) 4-MATIC USA with 4Matic without Code 487
2014-2015	MERCEDES-BENZ	217, (C/A) AMG 4 MATIC ECE AMG With Code M157/M177/M279 + M005 without 494
2016-2016	MERCEDES-BENZ	217, (C) ECE w/o 4Matic w/ Code 487 w/oCode 494
2016-2016	MERCEDES-BENZ	217, (C) AMG ECE AMG with Code M157/M279 + 487
2016-2016	MERCEDES-BENZ	217, (C) AMG USA AMG with Code M157/M279 + 487 + 494
2016-2016	MERCEDES-BENZ	217, (C/A) 4-MATIC ECE with 4Matic w/o Code 487
2016-2016	MERCEDES-BENZ	217, (C/A) AMG ECE AMG with Code M157/M177/M279 without Code 494487 M005
2016-2016	MERCEDES-BENZ	217, (C/A) AMG USA AMG with Code M157/M177/M279 + 494 without Code 487 M005
2010-2016	MERCEDES-BENZ	218, (C - 4MATIC) ECE/USA 4WD front axle steel- and rear axle steelsuspension
2010-2016	MERCEDES-BENZ	218, (C / X 4-MATIC) ECE/USA 4WD Air Suspension in Comfort Model Code 489
2010-2016	MERCEDES-BENZ	218, (C / X) ECE/USA Air Suspension Code 489
2010-2016	MERCEDES-BENZ	218, (C) ECE/USA front axle steel- and rear axle steelsuspension
2011-2016	MERCEDES-BENZ	218, (C) AMG from 12.2011 ECE/USA AMG chassis mode sport Code M157
2012-2016	MERCEDES-BENZ	218, (C / X) AMG 4-MATIC ECE/USA AMG 4WD chassis mode sport Code M005 + M157
2012-2016	MERCEDES-BENZ	218, (X 4-MATIC) ECE/USA 4 wheel drive front axle steel- and rear axle airsuspension Code 488
2012-2016	MERCEDES-BENZ	218, (X) ECE/USA front axle steel- and rear axle airsuspension Code 488
2013-2016	MERCEDES-BENZ	218, (X) AMG ECE/USA AMG chassis mode sport Code M157

Year	Make	Model
2013-2016	MERCEDES-BENZ	222, ( V ) AMG 4 MATIC ECE AMG 4 wheel drive Air Suspension chassis mode sport Code M157 + M005
2013-2016	MERCEDES-BENZ	222, ( V ) Guard ECE/USA Guard Code Z07
2013-2016	MERCEDES-BENZ	222, ( W / V ) ECE/USA ABC Suspension incl. AMG Code 487
2013-2016	MERCEDES-BENZ	222, ( W / V ) ECE/USA Air Suspension
2013-2016	MERCEDES-BENZ	222, ( W / V ) 4 MATIC ECE/USA 4WD Code M005
2011-2016	MERCEDES-BENZ	231, (R231) Europe / USA ABC Suspension Code 487
2011-2016	MERCEDES-BENZ	231, (R231) Europe / USA Sport Suspension Code 486
2011-2016	MERCEDES-BENZ	231, (R231) Europe / USA Standard Chassis
2012-2016	MERCEDES-BENZ	231, (R) AMG ECE/USA AMG Code M157 / M279
2012-2016	MERCEDES-BENZ	242, (W) ECE Standard Chassis Code 485
2011-2016	MERCEDES-BENZ	246, B Class (W) ECE Sport suspension / Sport light / economy Code 486 / 677 / 486 + 4U3
2011-2016	MERCEDES-BENZ	246, B Class (W) ECE Standard Suspension Code 485
2014-2016	MERCEDES-BENZ	246, B Class (W) ECE Code 482
2007-2016	MERCEDES-BENZ	251, R Class (W / V) ECE/USA AMG Wheelbase = 2980 & 3215mm Air Suspension with Code 489 4 Wheel Drive
2007-2016	MERCEDES-BENZ	251, R Class (W / V) ECE/USA Wheelbase = 2980 & 3215mm Front and Rear Steel Suspension 2- and 4- Wheel Drive 6 Seater Code 847
2007-2016	MERCEDES-BENZ	251, R Class (W / V) ECE/USA Wheelbase = 2980 & 3215mm Front and Rear Steel Suspension 2- and 4- Wheel Drive 5 Seater
2011-2016	MERCEDES-BENZ	251, R Class (W / V) ECE Wheelbase = 2980 & 3215mm Front Axle Steel - and Rear Axle Air Suspension 4- Wheel Drive 5 or 6 Seater Code 488 847 + 488
2016-2016	MERCEDES-BENZ	253, ( X ) Code 482
2016-2016	MERCEDES-BENZ	253, ( X ) Code 482+821
2016-2016	MERCEDES-BENZ	253, ( X ) Code 485
2016-2016	MERCEDES-BENZ	253, ( X ) Code 486
2016-2016	MERCEDES-BENZ	253, ( X ) Code 489
2016-2016	MERCEDES-BENZ	253, (C) with Code 459 + L
2016-2016	MERCEDES-BENZ	253, (C) with Code 459 + R
2016-2016	MERCEDES-BENZ	253, (X) With Code 482 + 821 + L
2016-2016	MERCEDES-BENZ	253, (X) With Code 485 + L
2016-2016	MERCEDES-BENZ	253, (X) With Code 486 + L
2016-2016	MERCEDES-BENZ	253, (X) with Code 482+821 + R
2016-2016	MERCEDES-BENZ	253, (X) with Code 485 + R
2016-2016	MERCEDES-BENZ	253, (X) with Code 486 + R
2016-2016	MERCEDES-BENZ	253, (X/C) With Code 482 without Code 821 + L
2016-2016	MERCEDES-BENZ	253, (X/C) With Code 482 without Code 821 + R
2016-2016	MERCEDES-BENZ	253, (X/C) With Code 489 + L
2016-2016	MERCEDES-BENZ	253, (X/C) with Code 489 + R
2016-2016	MERCEDES-BENZ	253, (X/C) AMG Sport AMG Sport with Code M276+M30+M002+M016+M005+L
2016-2016	MERCEDES-BENZ	253, (X/C) AMG Sport AMG Sport with Code M276+M30+M002+M016+M005+R
2013-2016	MERCEDES-BENZ	415,415.601 (CITAN compact panel van) ECE Wheelbase 2313 mm Perm. GVW 1785 kg Code IN7+ XK0
2013-2016	MERCEDES-BENZ	415,415.603 (CITAN Transporter long) ECE wheelbase 2697 mm Perm. GVW 1920/1950 kg Code IN7 + XK2 / XK5
2013-2016	MERCEDES-BENZ	415,415.603 (CITAN Transporter long increased payload) ECE wheelbase 2697 mm Perm. GVW 2100 kg Code IN7 + XK7
2013-2016	MERCEDES-BENZ	415,415.603 (CITAN Transporter long rough road) ECE wheelbase 2697 mm Code IN7 + Z11 / Z 12
2013-2016	MERCEDES-BENZ	415,415.605 (CITAN Mixed Extra long) ECE Wheelbase 3081 mm Perm. GVW 2200 kg 5 seat Code IN8 + ZK4
2013-2016	MERCEDES-BENZ	415,415.605 (CITAN Van extra long) ECE Wheelbase 3081 mm Perm. GVW 2200 kg 2 Seat Code IN8
2013-2016	MERCEDES-BENZ	415,415.703 (CITAN combi long) ECE wheelbase 2697 mm Perm. GVW 1920/1950/1980 kg Code IN7 + XK2 / XK5 / XK6

Year	Make	Model
2013-2016	MERCEDES-BENZ	415,415.703 (CITAN combi long elevated payload) ECE wheelbase 2697 mm Perm. GVW
2013-2016	MERCEDES-BENZ	415,415.703 (CITAN combi long rough road) ECE wheelbase 2697 mm Code IN7 + Z11 / Z 415, 415.705 (CITAN Kombi extra lang) ECE Wheelbase 3081 mm Perm. GVW 2200 kg 5 seat Code IN8
2014-2016	MERCEDES-BENZ	447, (V-KlasseVito) Code ZG2 4 wheel drive
2014-2016	MERCEDES-BENZ	447, (V-KlasseVito) Code CF0/CF7/CF8/CF9/CA1
2014-2016	MERCEDES-BENZ	447, (V-KlasseVito) Code MX1/MX2
2016-2016	MERCEDES-BENZ	448, (V-KlasseVito) Code CF0/CF7/CF8/CF9/CA1
2011-2016	MERCEDES-BENZ	639, (Vito / Viano 4 MATIC) 4WD from model improvement 2011
2011-2016	MERCEDES-BENZ	639, (Vito / Viano) E-Cell from model improvement 2011 Code MA0
2011-2016	MERCEDES-BENZ	639, (Vito / Viano) Rearaxle Air Suspension Code CL0+XM0 from model improvement 2011
2011-2016	MERCEDES-BENZ	639, (Vito / Viano) Rearaxle Comfort Code XM0 + CF7 from model improvement 2011 639, (Vito / Viano) Sports Suspension Rearaxle Airsuspension from model improvement 2011 Code CL0+CF8+XM0
2011-2016	MERCEDES-BENZ	639, (Vito / Viano) Sports Suspension Rearaxle Steelsuspension from model improvement 2011 Code CF8+XM0
2011-2016	MERCEDES-BENZ	639, (Vito / Viano) Standard Suspension from model improvement 2011 Code XM0
2012-2016	MERCEDES-BENZ	639, (Vito / Viano) E-Cell Kombi from model improvement 2011 Code MA0+CF7
2015-2016	PEUGEOT	108, With Sun Roof
2015-2016	PEUGEOT	108, Without Sun roof
2015-2016	PEUGEOT	208, Except GTI 30 Poor Road Conditions and Raised Suspension All Types
2015-2016	PEUGEOT	208, Except GTI 30 Poor Road Conditions and Suspension not raised (Engine EP6CDTX) 208, Except GTI 30 Poor Road Conditions and Suspension not raised EP Petrol Engines with Turbo Diesel engines except DV6 engine with BE manual gearbox
2015-2016	PEUGEOT	208, Except GTI 30 Poor Road Conditions and Suspension not raised Petrol engines ex. EP- with turbocharger DV6 Diesel engines with BE manual gearbox
2015-2016	PEUGEOT	208, GTI 30 Poor Road Conditions and Suspension not raised
2011-2016	PEUGEOT	508, Estate (engine DW12C)
2011-2016	PEUGEOT	508, Estate (Except DW12C engine)
2011-2016	PEUGEOT	508, Estate CRD vehicles
2011-2016	PEUGEOT	508, Saloon (engine DW12C)
2011-2016	PEUGEOT	508, Saloon (Except DW12C engine)
2011-2016	PEUGEOT	508, Saloon CRD vehicles
2012-2016	PEUGEOT	508, Allroad Estate With Hybrid Drive Train
2012-2016	PEUGEOT	508, Saloon With Hybrid Drive Train
2013-2016	PEUGEOT	2008, (All engines except DV6 EP TURBO)
2013-2016	PEUGEOT	2008, (DV6 EP TURBO engines)
2012-2016	PEUGEOT	4008, All Models
2016-2016	PEUGEOT	308 (T9), (T91) GT Saloon
2016-2016	PEUGEOT	308 (T9), (T91) Saloon
2016-2016	PEUGEOT	308 (T9), (T91) Saloon CRD
2016-2016	PEUGEOT	308 (T9), GTi
2016-2016	PEUGEOT	308 (T9), SW (T92)
2016-2016	PEUGEOT	308 (T9), SW (T92) T93 - CRD
2016-2016	PEUGEOT	308 (T9), SW (T92) GT
2007-2016	PEUGEOT	BIPPER, Diesel Engine 175/70 R14 Fuel Tank Full
2007-2016	PEUGEOT	BIPPER, Diesel Engine 175/70 R14 With 5 litres of fuel
2007-2016	PEUGEOT	BIPPER, Diesel Engine 185/65 R15 Fuel Tank Full

Year	Make	Model
2007-2016	PEUGEOT	BIPPER, Diesel Engine 185/65 R15 With 5 litres of fuel
2007-2016	PEUGEOT	BIPPER, Diesel Engine Raised Suspension 175/70 R14 Fuel Tank Full
2007-2016	PEUGEOT	BIPPER, Diesel Engine Raised Suspension 175/70 R14 With 5 litres of fuel
2007-2016	PEUGEOT	BIPPER, Diesel Engine Raised Suspension 185/65 R15 Fuel Tank Full
2007-2016	PEUGEOT	BIPPER, Diesel Engine Raised Suspension 185/65 R15 With 5 litres of fuel
2007-2016	PEUGEOT	BIPPER, Petrol Engine 175/70 R14 Fuel Tank Full
2007-2016	PEUGEOT	BIPPER, Petrol Engine 175/70 R14 With 5 litres of fuel
2007-2016	PEUGEOT	BIPPER, Petrol Engine 185/65 R15 Fuel Tank Full
2007-2016	PEUGEOT	BIPPER, Petrol Engine 185/65 R15 With 5 litres of fuel
2007-2016	PEUGEOT	BIPPER, Petrol Engine Raised Suspension 175/70 R14 Fuel Tank Full
2007-2016	PEUGEOT	BIPPER, Petrol Engine Raised Suspension 175/70 R14 With 5 litres of fuel
2007-2016	PEUGEOT	BIPPER, Petrol Engine Raised Suspension 185/60 R15 Fuel Tank Full
2007-2016	PEUGEOT	BIPPER, Petrol Engine Raised Suspension 185/60 R15 With 5 litres of fuel
2006-2016	PEUGEOT	BOXER III, All Models
2007-2016	PEUGEOT	EXPERT III, Long Wheel Base Air Suspension Combi 215/60 R16
2007-2016	PEUGEOT	EXPERT III, Long Wheel Base Air Suspension Utility 215/60 R16
2007-2016	PEUGEOT	EXPERT III, Long Wheel Base Metal Suspension Combi 215/60 R16
2007-2016	PEUGEOT	EXPERT III, Long Wheel Base Metal Suspension Utility 215/60 R16
2007-2016	PEUGEOT	EXPERT III, Short Wheel Base Air Suspension Combi 215/60 R16
2007-2016	PEUGEOT	EXPERT III, Short Wheel Base Air Suspension Utility 215/60 R16
2007-2016	PEUGEOT	EXPERT III, Short Wheel Base Air Suspension Utility 215/65 R15
2007-2016	PEUGEOT	EXPERT III, Short Wheel Base Metal Suspension Combi 215/60 R16
2007-2016	PEUGEOT	EXPERT III, Short Wheel Base Metal Suspension Utility 215/60 R16
2007-2016	PEUGEOT	EXPERT III, Short Wheel Base Metal Suspension Utility 215/65 R15
2010-2016	PEUGEOT	ION, All Models
2013-2016	PEUGEOT	PARTNER TEPEE III (B9), CAR All Models (Except XTR-VTC-CRD-PC and STT Stop & Start)
2013-2016	PEUGEOT	PARTNER TEPEE III (B9), CAR STT Stop & Start
2013-2016	PEUGEOT	PARTNER TEPEE III (B9), CAR XTR-VTC-CRD-PC
2013-2016	PEUGEOT	PARTNER TEPEE III (B9), Utility Van All Models (Except STT Stop & Start and Electric)
2013-2016	PEUGEOT	PARTNER TEPEE III (B9), Utility Van Electric
2013-2016	PEUGEOT	PARTNER TEPEE III (B9), Utility Van STT Stop & Start
2010-2016	PEUGEOT	RCZ, All Models except R Models
2014-2016	PEUGEOT	RCZ, R Models
1983-1989	PORSCHE	911, Turbo USA
1976-1988	PORSCHE	924, USA
1982-1989	PORSCHE	944, S With M030 Sports Suspension USA
1982-1989	PORSCHE	944, S2 USA
1982-1989	PORSCHE	944, Series USA
1990-1991	PORSCHE	944, S2 USA
1992-1995	PORSCHE	968, Series USA
1988-1994	PORSCHE	911 [964], Carrera 2 / 4 Speedster America
1988-1994	PORSCHE	911 [964], Carrera 2 / 4 Turbo Look USA and Mexico
1991-1992	PORSCHE	911 [964], Turbo USA
2015-2017	PORSCHE	911 [991 II],x15 variants
2013-2017	PORSCHE	911 [991],x18 variants
1993-1998	PORSCHE	911 [993], Carrera Sport USA

Year	Make	Model
1993-1998	PORSCHE	911 [993], Carrera Standard Suspension USA
1994-1999	PORSCHE	911 [993], Carrera 4S USA
1995-1999	PORSCHE	911 [993], Turbo USA
1998-2001	PORSCHE	911 [996], Standard Suspension and Sport USA
2002-2004	PORSCHE	911 [996], 2/4 Standard & Sport 17" Wheels USA
2002-2004	PORSCHE	911 [996], 2/4 Standard & Sport 18" Wheel USA
2002-2004	PORSCHE	911 [996], 4S USA
2002-2005	PORSCHE	911 [996], Turbo USA
1982-1991	PORSCHE	944 [951], Turbo With M030 Sports Suspension USA
1990-1991	PORSCHE	944 [951], Turbo USA
2012-2012	PORSCHE	BOXSTER [981], PASM - 10 mm 18" Wheels
2012-2012	PORSCHE	BOXSTER [981], S PASM - 10 mm 18" Wheels
2013-2017	PORSCHE	BOXSTER [981],x25 variants
2016-2017	PORSCHE	BOXSTER [982],x12 variants
1996-2004	PORSCHE	BOXSTER [986], 16" Wheels USA Series and Sport
1996-2004	PORSCHE	BOXSTER [986], 17" Wheels USA Series and Sport
1996-2004	PORSCHE	BOXSTER [986], 18" Wheels USA Series and Sport
2010-2010	PORSCHE	CAYENNE [92A], Steel Suspension With or Without PASM to Model Year C USA
2011-2012	PORSCHE	CAYENNE [92A], Steel Suspension With or Without PASM to Model Year C USA
2013-2017	PORSCHE	CAYENNE [92A], Air Suspension
2013-2017	PORSCHE	CAYENNE [92A], Air Suspension GTS
2013-2017	PORSCHE	CAYENNE [92A], Steel Suspension (except USA and GTS) without and with PASM from Model Year C
2013-2017	PORSCHE	CAYENNE [92A], Steel Suspension GTS
2013-2017	PORSCHE	CAYENNE [92A], Steel Suspension USA without and with PASM from Model Year C
2003-2005	PORSCHE	CAYENNE [9PA], S Air Springs Brazil
2003-2005	PORSCHE	CAYENNE [9PA], S Steel Springs Brazil
2003-2005	PORSCHE	CAYENNE [9PA], Turbo S Air Springs Brazil
2016-2017	PORSCHE	CAYMAN [982],x12 variants
2013-2017	PORSCHE	CAYMAN [987],x24 variants
2015-2017	PORSCHE	CAYMAN GT4 [981], 20" Wheel
2014-2017	PORSCHE	MACAN [95B], Diesel S Air Spring
2014-2017	PORSCHE	MACAN [95B], Diesel S Steel Spring
2014-2017	PORSCHE	MACAN [95B], S Air Spring
2014-2017	PORSCHE	MACAN [95B], S Steel Spring
2014-2017	PORSCHE	MACAN [95B], Turbo Air Spring
2014-2017	PORSCHE	MACAN [95B], Turbo Steel Spring
2015-2017	PORSCHE	MACAN [95B], GTS Air Spring with 18/19/20 inch wheels
2015-2017	PORSCHE	MACAN [95B], GTS Steel Spring with 18/19/20 inch wheels
2009-2012	PORSCHE	PANAMERA I [970], Air Suspension With 20" Wheels
2009-2012	PORSCHE	PANAMERA I [970], Standard Suspension With 18" Wheels
2009-2012	PORSCHE	PANAMERA I [970], Standard Suspension With 20" Wheels
2009-2012	PORSCHE	PANAMERA I [970], Turbo With 19" Wheels
2009-2012	PORSCHE	PANAMERA I [970], Turbo With 20" Wheels
2013-2013	PORSCHE	PANAMERA I [970], Air Suspension V6/V8 18" 19" 20" Wheels
2013-2013	PORSCHE	PANAMERA I [970], Steel Suspension V6/V8 19" 20" Wheels
2013-2017	PORSCHE	PANAMERA II [970], Air Suspension Turbo 19" 20" Wheels

Year	Make	Model
2013-2017	PORSCHE	PANAMERA II [970], Air Suspension V6/V8 18" 19" 20" Wheels
2013-2017	PORSCHE	PANAMERA II [970], Steel Suspension V6/V8 18" Wheels
2013-2017	PORSCHE	PANAMERA II [970], Steel Suspension V6/V8 19" 20" Wheels
2014-2017	PORSCHE	SPYDER [918], All Models
2010-2017	SEAT	ALHAMBRA [7N], (G02/G08) Normal Suspension
2010-2017	SEAT	ALHAMBRA [7N], (G03/G05/G06/G09) Sports Suspension
2015-2017	SEAT	ALHAMBRA [7N], PR G01 Running Gear for Basis GP
2015-2017	SEAT	ALHAMBRA [7N], PR G02 Running Gear for Basis
2015-2017	SEAT	ALHAMBRA [7N], PR G03 Running Gear for Sport
2015-2017	SEAT	ALHAMBRA [7N], PR G40 Running Gear for DCC
NULL-2004	SEAT	ALTEA [5P], Rough Road
NULL-2004	SEAT	ALTEA [5P], Sport Suspension
NULL-2004	SEAT	ALTEA [5P], Standard Chassis
2008-2015	SEAT	ALTEA FREETRACK [5P], (G39 G40) Normal Suspension
2008-2015	SEAT	ALTEA FREETRACK [5P], (G41 G42) Sport Suspension
2008-2015	SEAT	ALTEA FREETRACK [5P], (G52 G53) Rough Road Chassis Standard Suspension Models
2008-2015	SEAT	ALTEA FREETRACK [5P], (G54 G55) Rough Road Chassis Sports Models
2008-2015	SEAT	ALTEA FREETRACK [5P], (G69) Allroad
2007-2008	SEAT	ALTEA XL [5P], (2UB) 4WD
2007-2015	SEAT	ALTEA XL [5P], (G39 G40) Normal Suspension except 18" Rim
2007-2015	SEAT	ALTEA XL [5P], (G39 G40) Normal Suspension with 18" Rim or over
2007-2015	SEAT	ALTEA XL [5P], (G41 G42) Sports Suspension to VIN 5PZ9R023321
2007-2015	SEAT	ALTEA XL [5P], (G52 G53) Standard Offroad Suspension except 18" Rim
2007-2015	SEAT	ALTEA XL [5P], (G52 G53) Standard Offroad Suspension with 18" Rim or over
2007-2015	SEAT	ALTEA XL [5P], (G54 G55) Sport Offroad Suspension except 18" Rim
2007-2015	SEAT	ALTEA XL [5P], (G54 G55) Sport Offroad Suspension with 18" Rim or over
2008-2015	SEAT	ALTEA XL [5P], (G41 G42) Sport Suspension from VIN 5PZ9R023321 except 18" Rim
2008-2015	SEAT	ALTEA XL [5P], (G41 G42) Sport Suspension from VIN 5PZ9R023321 with 18" Rim or over
2016-2017	SEAT	ATECA [KH], (G01/G02) Multi-Link (ML) Suspension with moulding on the wing
2016-2017	SEAT	ATECA [KH], (G01/G02) Multi-Link (ML) Suspension without moulding on the wing
2016-2017	SEAT	ATECA [KH], (G01/G02) Torsion Beam Axle (VL) with moulding on the wing
2016-2017	SEAT	ATECA [KH], (G01/G02) Torsion Beam Axle (VL) without moulding on the wing
1993-2002	SEAT	CORDOBA [6K],x9 variants
1993-2017	SEAT	IBIZA,x24 variants
2005-2017	SEAT	LEON [1M],x28 variants
2011-2017	SEAT	Mii [KF], (G01/G10) Suspension Normal Manual Steering
2011-2017	SEAT	Mii [KF], (G01/G10) Suspension Normal Power Assisted Steering
2011-2017	SEAT	Mii [KF], (G02/G08) Offroad Suspension Power Assisted Steering
2011-2017	SEAT	Mii [KF], (G03/G05/G06/G09) Suspension Sport Power Assisted Steering
2012-2017	SEAT	Mii [KF], (G06) CNG Power Assisted Steering
1999-2004	SEAT	TOLEDO / LEON, (1GA 1GG) Standard Chassis Torsion Beam Axle (VL)
1999-2004	SEAT	TOLEDO / LEON, (1GA 1GG) Standard Chassis Trailing Double Link Axle
1999-2004	SEAT	TOLEDO / LEON, (1GB) Offroad Suspension Torsion Beam Axle (VL)
1999-2004	SEAT	TOLEDO / LEON, (1GB) Offroad Suspension Trailing Double Link Axle
1999-2004	SEAT	TOLEDO / LEON, (1GL 1GD) Sports Suspension G86 G96 G99 Torsion Beam Axle (VL)
1999-2004	SEAT	TOLEDO / LEON, (1GL 1GD) Sports Suspension G86 G96 G99 Trailing Double Link Axle

Year	Make	Model
1999-2004	SEAT	TOLEDO [1M], (G52) Sports Suspension
2005-2005	SEAT	TOLEDO [5P], (G39 G40) Standard Chassis PR
2005-2005	SEAT	TOLEDO [5P], Offroad Chassis
2005-2005	SEAT	TOLEDO [5P], Sportsline
2013-2017	SEAT	TOLEDO [KG], (G45 G46) Suspension Normal
2013-2017	SEAT	TOLEDO [KG], (G47 G48) Offroad Suspension
2011-2017	SKODA	CITIGO [NF], (G01/G10) Standard Chassis With Power Steering
2011-2017	SKODA	CITIGO [NF], (G02/G08) Offroad Suspension
2011-2017	SKODA	CITIGO [NF], (G03/G05/G06/G09) Sports Suspension
2012-2017	SKODA	CITIGO [NF], (G01/G10) Standard Chassis W/O PAS
2012-2017	SKODA	CITIGO [NF], (G06) Chassis for the CNG cars
2008-2017	SKODA	CRYSTAL SHARP (China), SVW7148ARDSVW7148BRDSVW7168CSDSVW7168DSD
2010-2017	SKODA	CRYSTAL SHARP (China), SVW7148EDRSVW7168GSDSVW7148FRDSVW7168HSD
2011-2017	SKODA	CRYSTAL SHARP (China), SVW7148JRDSVW7148KRDSVW7168LSDSVW7168MRD
2014-2017	SKODA	FABIA III [NJ], (G65) Basic Chassis
2014-2017	SKODA	FABIA III [NJ], (G66) Sport Chassis
2014-2017	SKODA	FABIA III [NJ], (G67) Rough Road suspension
2007-2013	SKODA	OCTAVIA II [1Z],x8 Chinese variants
2015-2017	SKODA	OCTAVIA III [5E0], (G01/G04/G12) Standard Chassis Multi-Link (ML) from Wk 22/2015
2015-2017	SKODA	OCTAVIA III [5E0], (G01/G04/G12) Standard Chassis Torsion Beam Axle (VL) from Wk 22/2015
2015-2017	SKODA	OCTAVIA III [5E0], (G02/G05) Suspension Sport Multi-Link (ML) from Wk 22/2015
2015-2017	SKODA	OCTAVIA III [5E0], (G02/G05) Suspension Sport Torsion Beam Axle (VL) from Wk 22/2015
2015-2017	SKODA	OCTAVIA III [5E0], (G03/G06) Offroad Suspension Multi-Link (ML) from Wk 22/2015
2015-2017	SKODA	OCTAVIA III [5E0], (G03/G06) Offroad Suspension Torsion Beam Axle (VL) from Wk 22/2015
2015-2017	SKODA	OCTAVIA III [5E0], (G07) Sports Suspension RS Multi-Link (ML) from Wk 22/2015
2015-2017	SKODA	OCTAVIA III [5E0], (G08) Rough Road Chassis RS Multi-Link (ML) from Wk 22/2015
2015-2017	SKODA	OCTAVIA III [5E0], (G09 G10) Offroad Suspension Scout Multi-Link (ML) from Wk 22/2015
2015-2017	SKODA	OCTAVIA III [5E0], (G11) Chassis for CNG Vehicles Multi-Link (ML) from Wk 22/2015
2015-2017	SKODA	OCTAVIA III [5E0], (G13) Adaptive Suspension DCC Multi-Link (ML) from Wk 22/2015
2015-2017	SKODA	OCTAVIA III [5E0], (G13) Adaptive Suspension DCC Torsion Beam Axle (VL) from Wk 22/2015
2015-2017	SKODA	OCTAVIA III [5E0], (G15) Adaptive Suspension DCC - RS Multi-Link (ML) from Wk 22/2015
2015-2017	SKODA	OCTAVIA III [5EF], India Rough Road Chassis Multi-Link (ML) (G01 G02)
2015-2017	SKODA	OCTAVIA III [5EF], India Rough Road Chassis Torsion Beam Axle (VL) (G01 G02)
2015-2017	SKODA	OCTAVIA III [5EU], Russia Rough Road Chassis Multi-Link (ML) (G01 G02 G04)
2015-2017	SKODA	OCTAVIA III [5EU], Russia Rough Road Chassis Torsion Beam Axle (VL) (G01 G02 G04)
2011-2017	SKODA	RAPID, [NA] Rapid India (G42 G43) Offroad Suspension
2013-2017	SKODA	RAPID, [NH] Rapid Europe (G45) Base Suspension
2013-2017	SKODA	RAPID, [NH] Rapid Europe (G46 G47 G48) Offroad Suspension
2004-2017	SKODA	Roomster II [SK34S], (1BA) Normal Suspension
2002-2006	SKODA	SUPERB (China), (1BB) Offroad Suspension
2009-2017	SKODA	SUPERB Hao Rui, SVW7189AJDSVW7189BJDSVW7209CJD (China)
2010-2017	SKODA	SUPERB Hao Rui, SVW7149DRDSVW7149ERD (China)
2015-2017	SKODA	SUPERB III [3V], (G01 + 1JI) Basic chassis + fully automatic level control
2015-2017	SKODA	SUPERB III [3V], (G01) Basic Chassis
2015-2017	SKODA	SUPERB III [3V], (G02) Sport Chassis
2015-2017	SKODA	SUPERB III [3V], (G03) High-Level Suspension

Year	Make	Model
2015-2017	SKODA	SUPERB III [3V], (G04) Adaptive Suspension DCC
2009-2017	SKODA	YETI [5L], (2UB) Offroad Chassis
2010-2017	SKODA	YETI [5L], (2UB) Offroad Chassis Green Line
2010-2017	VOLKSWAGEN	AMAROK [2H], With Wheel Arch Extensions
2010-2017	VOLKSWAGEN	AMAROK [2H], Without Wheel Arch Extensions
1981-1987	VOLKSWAGEN	ATLANTIC, ex. GLS
1984-1987	VOLKSWAGEN	ATLANTIC, GLS
1999-2011	VOLKSWAGEN	BEETLE [1C/9C], (G50 G54 G59 G74) Hatchback Standard Chassis
2011-2017	VOLKSWAGEN	BEETLE [5C / 5C1/5C7], (2UA) Standard Chassis With Multi-Link (ML)
2011-2017	VOLKSWAGEN	BEETLE [5C / 5C1/5C7], (2UA) Standard Chassis With Twist Axle
2011-2017	VOLKSWAGEN	BEETLE [5C / 5C1/5C7], (2UC) Sport Suspension Sedan20 I-Motor 147kW (EU) With Multi-Link
2011-2017	VOLKSWAGEN	BEETLE [5C / 5C1/5C7], (2UC) Sport Suspension With Multi-Link (ML)
2011-2017	VOLKSWAGEN	BEETLE [5C / 5C1/5C7], (2UC) Sport Suspension With Twist Axle
2011-2017	VOLKSWAGEN	BEETLE [5C / 5C1/5C7], (2UD) Comfort Chassis With Twist Axle
2011-2017	VOLKSWAGEN	BEETLE [5C / 5C1/5C7], (2UD) Limousine Comfort Chassis Multi-Link (ML)
2012-2017	VOLKSWAGEN	BEETLE [5C / 5C1/5C7], (2UA) Cabriolet Standard Chassis Multi-Link (ML)
2012-2017	VOLKSWAGEN	BEETLE [5C / 5C1/5C7], (2UC) Cabriolet Sports Suspension Multi-Link (ML)
2012-2017	VOLKSWAGEN	BEETLE [5C / 5C1/5C7], (2UD) Cabriolet Comfort Chassis Multi-Link (ML)
2001-2011	VOLKSWAGEN	BORA [1J], Polaris (G60) (UB4) Comfort Chassis (China)
2006-2017	VOLKSWAGEN	BORA [1J], (2UD) Standard Chassis (Mexico)
2006-2017	VOLKSWAGEN	BORA [1J], (G10) Sports Suspension GLI (Mexico)
2008-2017	VOLKSWAGEN	BORA [1J], BORA (China)
1999-2002	VOLKSWAGEN	CABRIO, (1GA1GJ1GC) Standard Chassis Torsion Beam Axle (VL)
1999-2002	VOLKSWAGEN	CABRIO, (1GD) Sports Suspension Torsion Beam Axle (VL)
2006-2006	VOLKSWAGEN	CABRIO, (2UA) Standard Chassis
2005-2017	VOLKSWAGEN	CADDY, All models (China)
2004-2017	VOLKSWAGEN	CADDY [2K], (1BA) Maxi Normal Suspension
2004-2017	VOLKSWAGEN	CADDY [2K], (1BA) Normal Suspension
2004-2017	VOLKSWAGEN	CADDY [2K], (1BH 2MK) Maxi Normal Suspension with springs / damping encumbered (Min. 700kg)
2004-2017	VOLKSWAGEN	CADDY [2K], (1BH 2MK) Normal Suspension with springs / damping encumbered (Min. 700kg)
2004-2017	VOLKSWAGEN	CADDY [2K], (1BJ) Maxi Normal Suspension with reinforced springs / damping Front Axle and Rear Axle
2004-2017	VOLKSWAGEN	CADDY [2K], (1BJ) Normal Suspension with reinforced springs / damping Front Axle and Rear Axle
2004-2017	VOLKSWAGEN	CADDY [2K], (1X1) Normal Suspension With Four-wheel drive
2004-2017	VOLKSWAGEN	CADDY [2K], (2MD) Blue Motion Sportsline with springs / damping Low Suspension (30mm)
2004-2017	VOLKSWAGEN	CADDY [2K], (2MD) Maxi Blue Motion Sportsline with springs / damping Low Suspension (30mm)
2004-2017	VOLKSWAGEN	CADDY [2K], (2MH) Maxi Sportsline with springs / damping Low Suspension (30mm)
2004-2017	VOLKSWAGEN	CADDY [2K], (2MH) Sports Suspension with springs / damping Low Suspension (30mm)
2015-2017	VOLKSWAGEN	CADDY [SA], (0E1+1X1) Four-wheel drive 4Motion
2015-2017	VOLKSWAGEN	CADDY [SA], (0E2+1X1) Four-wheel drive Maxi 4Motion
2015-2017	VOLKSWAGEN	CADDY [SA], (1BA) FWD Standard
2015-2017	VOLKSWAGEN	CADDY [SA], (1BJ) FWD Offroad
2015-2017	VOLKSWAGEN	CADDY [SA], (2MH) FWD Lowered Chassis
1977-1987	VOLKSWAGEN	CARIBE, ex. GT PRO
1984-1987	VOLKSWAGEN	CARIBE, GT PRO
2010-2011	VOLKSWAGEN	CC, (G62) Comfort Chassis (China)
2010-2011	VOLKSWAGEN	CC, (G62) Offroad Suspension (China)

Year	Make	Model
2006-2017	VOLKSWAGEN	CRAFTER [2E], Wheelbase = 3250 permissible total weight 30t or 35t and Axle load 225t
2006-2017	VOLKSWAGEN	CRAFTER [2E], Wheelbase = 3250 permissible total weight 30t or 35t and Axle load 245t
2006-2017	VOLKSWAGEN	CRAFTER [2E], Wheelbase = 3665 permissible total weight 30t or 35t and Axle load 225t
2006-2017	VOLKSWAGEN	CRAFTER [2E], Wheelbase = 3665 permissible total weight 30t or 35t and Axle load 245t CRAFTER [2E], Wheelbase = 4325 permissible total weight 35t and Axle load 225t SWB LWB Panel Van and Combi Panel Van with overhang 2015mm Combi with overhang 2015mm
2006-2017	VOLKSWAGEN	CRAFTER [2E], Wheelbase = 4325 permissible total weight 35t and Axle load 245t or 35t SWB LWB Panel Van and Combi Panel Van with overhang 2015mm Combi with overhang 2015mm
2006-2017	VOLKSWAGEN	CRAFTER [2E], 3.0t and 3.5t Vehicle With Max. Axle Load1650kg
2011-2017	VOLKSWAGEN	CRAFTER [2E], 3.5t and 3.88t Vehicle With Max. Axle Load1800kg
2011-2017	VOLKSWAGEN	CRAFTER [2E], 4.6t and 5.0t Vehicle With Max. Axle Load1850kg
2011-2017	VOLKSWAGEN	CRAFTER [2E], 4.6t and 5.0t Vehicle With Max. Axle Load2000kg
1995-1999	VOLKSWAGEN	DERBY, -9/99
2014-2017	VOLKSWAGEN	E-GOLF [BE], (G01G02G07G18G22+2UA) Standard Chassis
2006-2017	VOLKSWAGEN	EOS [1F], (2UA) Standard Chassis (US)
2006-2017	VOLKSWAGEN	EOS [1F], (2UA) Standard Chassis W/ 18" Wheel (US)
2006-2017	VOLKSWAGEN	EOS [1F], (2UC) Sportsline except 18" Wheel
2006-2017	VOLKSWAGEN	EOS [1F], (G07 2UA) Standard Chassis
2006-2017	VOLKSWAGEN	EOS [1F], (G07 2UC) Sportsline With 18" Wheel
2008-2017	VOLKSWAGEN	EOS [1F], (G01/G10) Chassis with regulated absorption
2008-2017	VOLKSWAGEN	EOS [1F], (G01/G10) Chassis with regulated absorption 18" Wheel
2013-2017	VOLKSWAGEN	e-up! (BL), (G04/G11) All Models
1992-2004	VOLKSWAGEN	EUROVAN,x73 variants
2005-2017	VOLKSWAGEN	FOX [5Z/5Z1/5Z5], (G10) Electro-hydraulic (Export)
2005-2017	VOLKSWAGEN	FOX [5Z/5Z1/5Z5], (G26) Electro-hydraulic (Export)
2006-2017	VOLKSWAGEN	FOX [5Z/5Z1/5Z5], (G15) SpaceFox / Suran Power Steering
2013-2017	VOLKSWAGEN	FOX [5Z/5Z1/5Z5], (G14) SpaceFox (New) Power Steering
1982-1988	VOLKSWAGEN	GACEL, Chassis to FP017999
1989-1995	VOLKSWAGEN	GACEL, Chassis from FP018000
1990-1995	VOLKSWAGEN	GACEL, Chassis from KT133594 1.6L Engine
1984-1994	VOLKSWAGEN	GOL, GT GTS and GTi
1985-1995	VOLKSWAGEN	GOL, 1.0L Engine
1985-1995	VOLKSWAGEN	GOL, Chassis from FT015365
1990-1995	VOLKSWAGEN	GOL, Chassis from KT1335941.6 Engine
2004-2006	VOLKSWAGEN	GOL [5X], G3 Raised Suspension Mechanical Steering
2004-2006	VOLKSWAGEN	GOL [5X], G3 Raised Suspension Power Steering
1987-1990	VOLKSWAGEN	GOLF, ex. GTi 16V (Mexico)
1989-1990	VOLKSWAGEN	GOLF, GTi 16V (Mexico)
1991-1992	VOLKSWAGEN	GOLF, ex. GTi 16V (Mexico)
1991-1992	VOLKSWAGEN	GOLF, GTi 16V (Mexico)
1993-1994	VOLKSWAGEN	GOLF, 1.8/1.9 (Mexico)
1993-1994	VOLKSWAGEN	GOLF, 2.0L (Mexico)
1993-1994	VOLKSWAGEN	GOLF, 2.8L VR6 (Mexico)
1993-1998	VOLKSWAGEN	GOLF, 2.8L (Saudi/USA)
1995-1997	VOLKSWAGEN	GOLF, 2.8L VR6 (Mexico)
1995-1997	VOLKSWAGEN	GOLF, Cabrio (Mexico)
1995-1997	VOLKSWAGEN	GOLF, ex. 2.8L VR6 Cabrio (Mexico)
2003-2004	VOLKSWAGEN	GOLF, R32 V6/V6 USA 4 Mot. -V6 177kW (Mexico)

Year	Make	Model
1999-2017	VOLKSWAGEN	GOLF [9B], (1GD)
1999-2017	VOLKSWAGEN	GOLF [9B], (G10 G48 G29 1GB)
2014-2017	VOLKSWAGEN	GOLF [AU1], (G03 G01+0N4+2UA G12 G07+0N4+2UA) Standard Chassis Torsion Beam Axle (VL)
2014-2017	VOLKSWAGEN	GOLF [AU1], (G04 G01+0N4+2UA) Suspension Sport Torsion Beam Axle (VL)
2014-2017	VOLKSWAGEN	GOLF [AU1], (G04 G03+2UH) DCC-Suspension Multi-Link (ML)
2014-2017	VOLKSWAGEN	GOLF [AU1], (G04 G03+2UH) DCC-Suspension Torsion Beam Axle (VL)
2014-2017	VOLKSWAGEN	GOLF [AU1], (G05 G06+2UCG09 G06+2UJ) GTi Multi-Link (ML)
2014-2017	VOLKSWAGEN	GOLF [AU1], (G06 G06+2UN) GTi Badroad- Multi-Link (ML)
2014-2017	VOLKSWAGEN	GOLF [AU1], (G07 G01+0N4+2UA G15 G07+0N4+2UA) Standard Chassis Multi-Link (ML)
2014-2017	VOLKSWAGEN	GOLF [AU1], (G08 G01+0N4+2UA) Suspension Sport Multi-Link (ML)
2014-2017	VOLKSWAGEN	GOLF [AU1], (G10 G01+0N4+2UF G14 G07+0N4+2UF) High-Level Suspension Torsion Beam Axle (VL)
2014-2017	VOLKSWAGEN	GOLF [AU1], (G11 G01+0N4+2UF G17 G07+0N4+2UF) High-Level Suspension Multi-Link (ML)
2016-2017	VOLKSWAGEN	GOLF [AU1], (G09 + 2UJ G05 + 2UJ) DCC-Suspension
2003-2008	VOLKSWAGEN	GOLF A4, (G60) (UB4) Comfort Chassis (China)
2009-2011	VOLKSWAGEN	GOLF A6 GTI, (2UA) Standard Chassis (China)
2009-2011	VOLKSWAGEN	GOLF A6 GTI, (G11) Sports Suspension (China)
2011-2017	VOLKSWAGEN	GOLF CABRIO [51], (2UA G11) Cabrio Standard Chassis
2011-2017	VOLKSWAGEN	GOLF CABRIO [51], (2UC G58) Cabrio Sportsline except 18" Wheel GTD/GTD Regulated
2011-2017	VOLKSWAGEN	GOLF CABRIO [51], (G02 G05 G07 G33 G58 2UC) Cabrio Sportsline With 18" Wheel GTD/GTD Regulated
2012-2017	VOLKSWAGEN	GOLF CABRIO [51], (2UC G25 G58) GTi
2012-2017	VOLKSWAGEN	GOLF CABRIO [51], (2UJ / G58) GTi regulated
2014-2017	VOLKSWAGEN	GOLF GTE [5G], (G20/G23) Raised Running Gear Multi-Link (ML)
2005-2005	VOLKSWAGEN	GOLF PLUS [1KP], Sports Chassis GTi (Japan)
2005-2008	VOLKSWAGEN	GOLF PLUS [1KP], (2UA) Standard Chassis
2005-2008	VOLKSWAGEN	GOLF PLUS [1KP], (2UB) Offroad Chassis
2005-2008	VOLKSWAGEN	GOLF PLUS [1KP], (2UC) Sportsline
2005-2008	VOLKSWAGEN	GOLF PLUS [1KP], (G02 G07) Sportsline With 18" Wheel
2007-2008	VOLKSWAGEN	GOLF PLUS [1KP], (2UB) CrossGolf
2007-2008	VOLKSWAGEN	GOLF PLUS [1KP], (G06) Blue Motion
2009-2017	VOLKSWAGEN	GOLF PLUS [52], (2UA) BiFuel Standard Chassis
2009-2017	VOLKSWAGEN	GOLF PLUS [52], (2UA) Standard Chassis
2009-2017	VOLKSWAGEN	GOLF PLUS [52], (2UB) CrossGolf
2009-2017	VOLKSWAGEN	GOLF PLUS [52], (2UB) Offroad Chassis
2009-2017	VOLKSWAGEN	GOLF PLUS [52], (2UC) BiFuel Sportsline
2009-2017	VOLKSWAGEN	GOLF PLUS [52], (2UC) Sportsline
2009-2017	VOLKSWAGEN	GOLF PLUS [52], (G02 G07 2UC) Sportsline With 18" Wheel
2014-2017	VOLKSWAGEN	GOLF SPORTSVAN [AM], (G01 + 2UP) Blue Motion Torsion Beam Axle (VL)
2014-2017	VOLKSWAGEN	GOLF SPORTSVAN [AM], (G01/G02 + 2UF) Raised Running Gear Multi-Link (ML)
2014-2017	VOLKSWAGEN	GOLF SPORTSVAN [AM], (G01/G02 + 2UF) Raised Running Gear Torsion Beam Axle (VL)
2014-2017	VOLKSWAGEN	GOLF SPORTSVAN [AM], (G01/G02/G05/G07/G16/G18/G22 + 2UA) Standard Chassis Multi-Link (ML)
2014-2017	VOLKSWAGEN	GOLF SPORTSVAN [AM], (G01/G02/G05/G07/G16/G18/G22 + 2UA) Standard Chassis Torsion Beam Axle (VL)
2014-2017	VOLKSWAGEN	GOLF SPORTSVAN [AM], (G01/G02/G06/G07 G21+ 2UC G01/G14+2UP G14G17G21/G26) Suspension Sport Multi-Link (ML)
2014-2017	VOLKSWAGEN	GOLF SPORTSVAN [AM], (G01/G02/G06/G07 G21+ 2UC G01/G14+2UP G14G17G21/G26) Suspension Sport Torsion Beam Axle (VL)
2003-2008	VOLKSWAGEN	GOLF V [1K], (2UA) Standard Chassis
2003-2008	VOLKSWAGEN	GOLF V [1K], (2UB) Offroad Chassis
2003-2008	VOLKSWAGEN	GOLF V [1K], (2UC) Sportsline

Year	Make	Model
2003-2008	VOLKSWAGEN	GOLF V [1K], (G02 G05 G07 2UC) Sportsline With 18" Wheel
2004-2008	VOLKSWAGEN	GOLF V [1K], (G08) Sportsline GTi
2004-2008	VOLKSWAGEN	GOLF V [1K], (G09) Sportsline R32
2007-2008	VOLKSWAGEN	GOLF V [1K], (G04 2UC) Blue Motion
2008-2017	VOLKSWAGEN	GOLF VARIANT [1K5], (2UA) Standard Chassis
2008-2017	VOLKSWAGEN	GOLF VARIANT [1K5], (2UA) Standard Chassis (US)
2008-2017	VOLKSWAGEN	GOLF VARIANT [1K5], (2UB) Offroad Chassis
2008-2017	VOLKSWAGEN	GOLF VARIANT [1K5], (2UC) Sportsline except 18" Wheel
2008-2017	VOLKSWAGEN	GOLF VARIANT [1K5], (2UC) Sportsline GLI
2008-2017	VOLKSWAGEN	GOLF VARIANT [1K5], (G02 G05 G07 2UC) Sportsline With 18" Wheel
2008-2017	VOLKSWAGEN	GOLF VARIANT [1K5], (G14 2UC) BlueMotion
2010-2017	VOLKSWAGEN	GOLF VARIANT [AJ5], (2UA2UA+2JKG11G24G26+2UC) Standard Chassis
2010-2017	VOLKSWAGEN	GOLF VARIANT [AJ5], (2UB) Offroad Suspension
2010-2017	VOLKSWAGEN	GOLF VARIANT [AJ5], (2UC G02 G05 G07 G25 G33 G58 G80) Sports Suspension with 18" wheel
2010-2017	VOLKSWAGEN	GOLF VARIANT [AJ5], (2UC G25 G58) Sports Suspension except 18" Wheels
2010-2017	VOLKSWAGEN	GOLF VARIANT [AJ5], (G10 G46 G47 2UD) (Mexico/Russia)
		GOLF VARIANT [BX5], (G03 G01+0N4+2UA G12 G07+0N4+2UA) Standard Chassis Torsion Beam Axle (VL)
2015-2017	VOLKSWAGEN	GOLF VARIANT [BX5], (G04 G01+0N4+2UA) Suspension Sport Torsion Beam Axle (VL)
2015-2017	VOLKSWAGEN	GOLF VARIANT [BX5], (G04 G03+2UH) DCC-Suspension Multi-Link (ML)
2015-2017	VOLKSWAGEN	GOLF VARIANT [BX5], (G04 G03+2UH) DCC-Suspension Torsion Beam Axle (VL)
		GOLF VARIANT [BX5], (G07 G01+0N4+2UA G15 G07+0N4+2UA) Standard Chassis Multi-Link (ML)
2015-2017	VOLKSWAGEN	GOLF VARIANT [BX5], (G08 G01+0N4+2UA) Suspension Sport Multi-Link (ML)
		GOLF VARIANT [BX5], (G10 G01+0N4+2UF G14 G07+0N4+2UF) High-Level Suspension Torsion Beam Axle (VL)
2015-2017	VOLKSWAGEN	GOLF VARIANT [BX5], (G11 G01+0N4+2UF G17 G07+0N4+2UF) High-Level Suspension Multi-Link (ML)
2015-2017	VOLKSWAGEN	GOLF VII [5G], (G05/G06) GTI/GTD Multi-Link (ML)
2013-2013	VOLKSWAGEN	GOLF VII [5G], (G01 + 2UP) Blue Motion Torsion Beam Axle (VL)
2013-2017	VOLKSWAGEN	GOLF VII [5G], (G01/G02/G06/G07 G21+ 2UC G01/G14+2UP G14G17G21/G26) Sport Chassis Multi-Link (ML)
2013-2017	VOLKSWAGEN	GOLF VII [5G], (G01/G02/G06/G07 G21+ 2UC G01/G14+2UP G14G17G21/G26) Sports Suspension Torsion Beam Axle (VL)
2013-2017	VOLKSWAGEN	GOLF VII [5G], (G01/G02/G07/G05 G16/G18/G22+2UA) Standard Chassis Multi-Link (ML)
		GOLF VII [5G], (G01/G02/G07/G05 G16/G18/G22+2UA) Standard Chassis Torsion Beam Axle (VL)
2013-2017	VOLKSWAGEN	GOLF VII [5G], (G01/G07+2UF) Raised Running Gear Multi-Link (ML)
2013-2017	VOLKSWAGEN	GOLF VII [5G], (G02/G03+2UF G07) Raised Running Gear Torsion Beam Axle (VL)
2013-2017	VOLKSWAGEN	GOLF VII [5G], (G03+2UH G02+2UQ G04) DCC Chassis Multi-Link (ML)
2013-2017	VOLKSWAGEN	GOLF VII [5G], (G03+2UH G02+2UQ G04) DCC Chassis Torsion Beam Axle (VL)
2013-2017	VOLKSWAGEN	GOLF VII [5G], (G04+2UK+QZ0 G04+2UL+QZ0 G11G12G28G31G34) R-Golf 19" Multi-Link (ML)
		GOLF VII [5G], (G05+2UJ+GM03 G06+2UC+GM03 G02+2UC+GM1+ABG G08/ G32/G10) GTD Multi-Link (ML)
2013-2017	VOLKSWAGEN	GOLF VII [5G], (G06+2UC/ G06+2UJ/ G04+2UM/ G04+2UN/ G08/G32 G10+GM3+ABG G10+GM1+ABHG09G13G29) GTi R-Golf Multi-Link (ML)
2013-2017	VOLKSWAGEN	GOLF VII [5G], (G11+1N7 G12+1N7 G28+1N7 G31) R-Golf 18" Multi-Link (ML)
2015-2017	VOLKSWAGEN	GOLF VII [5G], (G01/G02/G07/G05 G16/G18/G22+2UA) NGV Torsion Beam Axle (VL)
2015-2017	VOLKSWAGEN	GOLF VII [5G], (G06+2UN G15) GTi Offroad Suspension Multi-Link (ML)
2016-2017	VOLKSWAGEN	GOLF VII [5G], (1JA) Special Vehicles Base Chassis Multi-Link (ML)
2016-2017	VOLKSWAGEN	GOLF VII [5G], (UC7) Special Vehicles Raised Chassis
2013-2017	VOLKSWAGEN	GOLF VII VARIANT [BA], (G01/G02 + 2UF) Raised Running Gear Multi-Link (ML)
2013-2017	VOLKSWAGEN	GOLF VII VARIANT [BA], (G01/G02 + 2UF) Raised Running Gear Torsion Beam Axle (VL)

Year	Make	Model
2013-2017	VOLKSWAGEN	GOLF VII VARIANT [BA], (G01/G02/G06/G07 G21+ 2UC G01/G14+2UP G14G17G21/G26) Sport Chassis Multi-Link (ML)
2013-2017	VOLKSWAGEN	GOLF VII VARIANT [BA], (G01/G02/G06/G07 G21+ 2UC G01/G14+2UP G14G17G21/G26) Sport Chassis Torsion Beam Axle (VL)
2013-2017	VOLKSWAGEN	GOLF VII VARIANT [BA], (G01/G02/G07/G05 G16/G18/G22+2UA) Standard Chassis Multi-Link (ML)
2013-2017	VOLKSWAGEN	GOLF VII VARIANT [BA], (G01/G02/G07/G05 G16/G18/G22+2UA) Standard Chassis Torsion Beam Axle (VL)
2013-2017	VOLKSWAGEN	GOLF VII VARIANT [BA], (G03+2UH G02+2UQ) DCC-Suspension Multi-Link (ML)
2013-2017	VOLKSWAGEN	GOLF VII VARIANT [BA], (G03+2UH G02+2UQ) DCC-Suspension Torsion Beam Axle (VL)
2015-2017	VOLKSWAGEN	GOLF VII VARIANT [BA], (G05+2UJ+GM03 G06+2UC+GM03 G02+2UC+GM1+ABG G10/G08/ G32) GTD Multi-Link (ML)
2015-2017	VOLKSWAGEN	GOLF VII VARIANT [BA], (G16/ G19) NGV Multi-Link (ML)
2015-2017	VOLKSWAGEN	GOLF VII VARIANT [BA], (G24/ G25) Alltrac Multi-Link (ML)
2015-2017	VOLKSWAGEN	GOLF VII VARIANT [BA], (G27) Alltrac DCC-Suspension Multi-Link (ML)
2016-2017	VOLKSWAGEN	GOLF VII VARIANT [BA], (1JA) Special Vehicles Base Chassis Multi-Link (ML)
2016-2017	VOLKSWAGEN	GOLF VII VARIANT [BA], (UC7) Special Vehicles Raised Chassis Multi-Link (ML)
1992-1995	VOLKSWAGEN	GOLF/VENTO, 1.8/2.0 (China)
1999-2004	VOLKSWAGEN	GTI, (G70) Sportsline
2004-2006	VOLKSWAGEN	GTI, (G11) Sportsline GTi
2007-2009	VOLKSWAGEN	GTI, (G11) Sportsline GTi
2009-2017	VOLKSWAGEN	GTI, (G03 G08) Sportsline GTi
1987-2005	VOLKSWAGEN	JETTA (Mexico / Saudi Arabia),x10 variants
2010-2017	VOLKSWAGEN	JETTA [16/162/163], (2UA) Standard Chassis With Multi-Link (ML)
2010-2017	VOLKSWAGEN	JETTA [16/162/163], (2UA) Standard Chassis With Twist Axle
2010-2017	VOLKSWAGEN	JETTA [16/162/163], (2UB) Offroad Suspension With Multi-Link (ML)
2010-2017	VOLKSWAGEN	JETTA [16/162/163], (2UB) Offroad Suspension With Twist Axle
2010-2017	VOLKSWAGEN	JETTA [16/162/163], (2UB+0N4) Comfort Chassis With Multi-Link (ML) (India)
2010-2017	VOLKSWAGEN	JETTA [16/162/163], (2UC) Sports Suspension except 18" Rim Multi-Link (ML)
2010-2017	VOLKSWAGEN	JETTA [16/162/163], (2UC) Sports Suspension except 18" Rim Multi-Link (ML) (Mexico)
2010-2017	VOLKSWAGEN	JETTA [16/162/163], (2UC) Sports Suspension With Twist Axle
2010-2017	VOLKSWAGEN	JETTA [16/162/163], (2UC) Sports Suspension With Twist Axle (Mexico)
2010-2017	VOLKSWAGEN	JETTA [16/162/163], (2UC) Sports Suspension with 18" wheel Multi-Link (ML)
2010-2017	VOLKSWAGEN	JETTA [16/162/163], (2UD) Comfort Chassis With Multi-Link (ML)
2010-2017	VOLKSWAGEN	JETTA [16/162/163], (2UD) Comfort Chassis With Twist Axle
1997-2001	VOLKSWAGEN	JETTA IV,x7 variants
2005-2006	VOLKSWAGEN	JETTA/BORA, (2UC) Sports Suspension (USA/Japan)
2005-2006	VOLKSWAGEN	JETTA/BORA, (G10) Sports Suspension GLI (USA/Japan)
2005-2010	VOLKSWAGEN	JETTA/BORA [1KM], (2UA) Standard Chassis (US)
2005-2010	VOLKSWAGEN	JETTA/BORA [1KM], (2UC) Sportsline (US)
2005-2010	VOLKSWAGEN	JETTA/BORA [1KM], (2UC) Sportsline GLI (US)
2006-2010	VOLKSWAGEN	JETTA/BORA [1KM], (G56 2UE) Normal Suspension (India)
2009-2010	VOLKSWAGEN	JETTA/BORA [1KM], (2UA) Standard Chassis SportWagen (US)
2009-2010	VOLKSWAGEN	JETTA/BORA [1KM], (2UC) Sportsline GLI SportWagen (US)
2009-2010	VOLKSWAGEN	JETTA/BORA [1KM], (2UC) Sportsline SportWagen (US)
1976-2011	VOLKSWAGEN	KOMBI, Mechanical Steering Ambulance
1976-2011	VOLKSWAGEN	KOMBI, Mechanical Steering Minivan
1976-2011	VOLKSWAGEN	KOMBI, Mechanical Steering Pick Up
1976-2011	VOLKSWAGEN	KOMBI, Mechanical Steering Standard Chassis
1976-2011	VOLKSWAGEN	KOMBI, Mechanical Steering van
2009-2011	VOLKSWAGEN	LAVIDA SUNNY, SVW7147ERD SVW7147FRD (China)

Year	Make	Model
2009-2011	VOLKSWAGEN	LAVIDA SUNNY, SVW7167ASD SVW7167BSDSVW7167CPD (China)
2009-2011	VOLKSWAGEN	LAVIDA SUNNY, SVW7207DPD (China)
2010-2011	VOLKSWAGEN	LAVIDA SUNNY, SVW7167GSDSVW7167JSD SVW7167HSDSVW7167KSD (China)
2011-2011	VOLKSWAGEN	LAVIDA SUNNY, SVW7167LSD (China)
2004-2005	VOLKSWAGEN	LUPO [6E], Plus 1.6L -2 and 4 doors (Hydraulic Steering PR's G09 G16 G23 G25)
2004-2005	VOLKSWAGEN	LUPO [6E], Plus 1.6L -2 and 4 doors (Mechanical Steering PR's G09 G16 G23 G25)
2005-2010	VOLKSWAGEN	MAGOTAN, (G02 G07 G15) Standard Chassis (China)
2005-2010	VOLKSWAGEN	MAGOTAN, (G02 G07 G15) Standard Chassis with Nivomat (China)
2005-2010	VOLKSWAGEN	MAGOTAN, (G03 G08) Sports Suspension (China)
2005-2010	VOLKSWAGEN	MAGOTAN, (G04 G09) Offroad Suspension (China)
2005-2010	VOLKSWAGEN	MAGOTAN, (G23 G28) Sports Suspension With 18" Wheel (China)
1998-2005	VOLKSWAGEN	NEW BEETLE, (1GB) Limousine Suspension Raised Heavy Duty (Mexico)
1998-2005	VOLKSWAGEN	NEW BEETLE, (1GD G16 G73 G87) Limousine Sport Suspension (Mexico)
1998-2005	VOLKSWAGEN	NEW BEETLE, (G50 G54 G59 G74) Limousine Base Suspension (Mexico)
1998-2005	VOLKSWAGEN	NEW BEETLE, (G54 G59 G74) Cabrio Base Suspension / Sport Suspension (Mexico)
1998-2007	VOLKSWAGEN	NEW BEETLE, (G18 G49 G80) Limousine Base Suspension (Mexico)
1998-2007	VOLKSWAGEN	NEW BEETLE, (G49 G80) Cabrio Base Suspension / Sport Suspension (Mexico)
2011-2011	VOLKSWAGEN	NEW MAGOTAN, (G11) Standard Chassis (China)
2011-2011	VOLKSWAGEN	NEW PASSAT, SVW71410AR SVW71410BR SVW71810CJ SVW71810DJ SVW72010EJ (China)
2011-2011	VOLKSWAGEN	NEW PASSAT, SVW73010FK (China)
1990-2004	VOLKSWAGEN	PASSAT,x20 variants
2010-2017	VOLKSWAGEN	PASSAT [36], (G02 G07 G11 G12 G15) Standard Chassis
2010-2017	VOLKSWAGEN	PASSAT [36], (G02 G07 G15) Standard Chassis with Nivomat
2010-2017	VOLKSWAGEN	PASSAT [36], (G03 G08) Sports Suspension without 18" wheels
2010-2017	VOLKSWAGEN	PASSAT [36], (G04 G09) Offroad Suspension
2010-2017	VOLKSWAGEN	PASSAT [36], (G05 G10 G16) Comfort- Offroad Suspension
2010-2017	VOLKSWAGEN	PASSAT [36], (G19 G50 G51 G52) Raised Running Gear
2010-2017	VOLKSWAGEN	PASSAT [36], (G23 G28) Sports Suspension with 18" wheel
2010-2017	VOLKSWAGEN	PASSAT [36], (G36) R36
2010-2017	VOLKSWAGEN	PASSAT [36], (G37 G38) Blue Motion
2010-2017	VOLKSWAGEN	PASSAT [36], (G41) Chassis with adaptive chassis control DCC
2010-2017	VOLKSWAGEN	PASSAT [36], (G41) Chassis with adaptive chassis control DCC with 18" wheel
2010-2017	VOLKSWAGEN	PASSAT [36], (G46) R36 With Adaptive Chassis Control (DCC)
2012-2017	VOLKSWAGEN	PASSAT [36], (G42 G43) Alltrack
2014-2017	VOLKSWAGEN	PASSAT [3G], (G01/G10) Standard Chassis
2014-2017	VOLKSWAGEN	PASSAT [3G], (G02/G08) Suspension Sport
2014-2017	VOLKSWAGEN	PASSAT [3G], (G03/G09) High-Level Suspension
2014-2017	VOLKSWAGEN	PASSAT [3G], (G04/G11) DCC-Suspension
2016-2017	VOLKSWAGEN	PASSAT [3G], (1JA) Special Vehicles Base Chassis
2016-2017	VOLKSWAGEN	PASSAT [3G], (1JL) Special Vehicles Nivomat
2016-2017	VOLKSWAGEN	PASSAT [3G], (G01 + 1Jl) Nivomat
2016-2017	VOLKSWAGEN	PASSAT [3G], (G05/G06) Alltrack
2016-2017	VOLKSWAGEN	PASSAT [3G], (UC7 UC9) Special Vehicles Raised Chassis
2012-2017	VOLKSWAGEN	PASSAT [A32], (G02 G11) Standard Chassis
2012-2017	VOLKSWAGEN	PASSAT [A32], (G05) Comfort Chassis
2008-2017	VOLKSWAGEN	PASSAT CC [35], (G03 G08) Sports Chassis

Year	Make	Model
2008-2017	VOLKSWAGEN	PASSAT CC [35], (G60) Standard Chassis
2008-2017	VOLKSWAGEN	PASSAT CC [35], (G61) Chassis with regulated absorption
2008-2017	VOLKSWAGEN	PASSAT CC [35], (G62) Badroad- Comfort- Chassis
2016-2017	VOLKSWAGEN	PASSAT NMS [A33], Comfort Chassis G03G05
2016-2017	VOLKSWAGEN	PASSAT NMS [A33], Standard Chassis (G02 G11)
2002-2017	VOLKSWAGEN	PHAETON [3D], Standard Chassis V6 Petrol V6 TDI
2002-2017	VOLKSWAGEN	PHAETON [3D], Standard Chassis V8 V10 TDI W12
2002-2017	VOLKSWAGEN	PHAETON [3D], US-Version / Russia V6 Petrol V6 TDI V8 W12
2007-2017	VOLKSWAGEN	PHAETON [3D], Offroad Chassis V6 Petrol V6 TDI
2007-2017	VOLKSWAGEN	PHAETON [3D], Offroad Chassis V8 V10 TDI W12
2003-2008	VOLKSWAGEN	POINTER, (Pointer MI / Pointer City / Pointer Station Wagon / Pointer Pickup) (Mexico)
2003-2008	VOLKSWAGEN	POINTER, Power Assisted Steering (Pointer GTI) (Mexico)
1999-2002	VOLKSWAGEN	POLO,x14 variants
2010-2017	VOLKSWAGEN	POLO [601,602 612] 601 India Hatchback Offroad Suspension (G33 G34 G35 G36)
2010-2017	VOLKSWAGEN	POLO [601,602 612] 602 India Limousine Offroad Suspension (G33 G34 G35 G36)
2010-2017	VOLKSWAGEN	POLO [601,602 612] 612 Russia Limousine Offroad Suspension (G33 G34 G35 G36)
2010-2017	VOLKSWAGEN	POLO [601,602 612] 612 South Africa Limousine Offroad Suspension (G33 G34 G35 G36)
2015-2017	VOLKSWAGEN	POLO [604,614 644] 604 Indian Limousine Raised Running Gear (G33/ G34/ G35/ G36)
2015-2017	VOLKSWAGEN	POLO [604,614 644] 614 Russia Limousine Raised Running Gear (G33/ G34/ G35/ G36)
2015-2017	VOLKSWAGEN	POLO [604,614 644] 644 Malaysia Limousine Raised Running Gear (G33/ G34/ G35/ G36)
2014-2017	VOLKSWAGEN	POLO [6C], (G09 G10 G31 G32 G51 G72 G79) Standard Chassis
2014-2017	VOLKSWAGEN	POLO [6C], (G12 G22 G23 G26 G27 G28 G29 G70) Suspension Sport
2014-2017	VOLKSWAGEN	POLO [6C], (G13 G14 G15 G33 G34) CrossPolo
2014-2017	VOLKSWAGEN	POLO [6C], (G13 G14 G15 G33 G34 G73) Raised Running Gear
2014-2017	VOLKSWAGEN	POLO [6C], (G53) "Sport Select" Suspension
2014-2017	VOLKSWAGEN	POLO [6C], (G54/ G74) GTi W/ "Sport Select" Suspension
2009-2017	VOLKSWAGEN	POLO [6R], (G09 G10 G31 G32 G51) Standard Chassis
2009-2017	VOLKSWAGEN	POLO [6R], (G12G22G23G26G27G28G29) Sports Suspension
2009-2017	VOLKSWAGEN	POLO [6R], (G13 G14 G15 G33 G34) Offroad Suspension
2010-2017	VOLKSWAGEN	POLO [6R], (G09 G10 G31 G32) Blue Motion
2010-2017	VOLKSWAGEN	POLO [6R], (G12 G16) GTi
2010-2017	VOLKSWAGEN	POLO [6R], (G13 G14 G15 G33 G34) CrossPolo
2013-2017	VOLKSWAGEN	POLO [6R], (G62) Polo WRC
2002-2017	VOLKSWAGEN	POLO [9A], (G09 G10) Power Steering 14"/15" Wheels
2002-2017	VOLKSWAGEN	POLO [9A], (G09) Mechanical Steering 13"
2005-2017	VOLKSWAGEN	POLO [9A], (G32) BlueMotion Power Steering 14"
1997-2007	VOLKSWAGEN	POLO CLASSIC, Delivery Van
2010-2017	VOLKSWAGEN	POLO VIVO [6S], (G01G02G08G09G10G13G27G28) Standard Chassis 14"/15" Wheels
2010-2017	VOLKSWAGEN	POLO VIVO [6S], (G01G09G13G27G28) Standard Chassis 13" Wheels
2010-2017	VOLKSWAGEN	POLO VIVO [6S], (G03 G11 G15 G16) Offroad Chassis 13" Wheels
2010-2017	VOLKSWAGEN	POLO VIVO [6S], (G03 G11 G15 G16) Offroad Chassis 14"/15" Wheels
2010-2017	VOLKSWAGEN	POLO VIVO [6S], (G03 G11 G15 G16) Offroad Chassis 14"/15" Wheels Polo Fun CrossPolo
2010-2017	VOLKSWAGEN	POLO VIVO [6S], (G12G29G30G31) Sports Chassis 14"/15" Wheels
1985-2006	VOLKSWAGEN	QUANTUM, Mechanical Steering
1985-2006	VOLKSWAGEN	QUANTUM, Power Steering
2004-2006	VOLKSWAGEN	R32, (G67 G90) Sportsline (US)

Year	Make	Model
2007-2008	VOLKSWAGEN	R32, (G09) Sportsline (US)
2006-2009	VOLKSWAGEN	RABBIT, (2UA) Standard Chassis
2006-2009	VOLKSWAGEN	RABBIT, (2UB) Offroad Chassis
2006-2009	VOLKSWAGEN	RABBIT, (2UC) Sports Chassis
2006-2009	VOLKSWAGEN	RABBIT, (2UC) Sports Chassis With 18" Wheels
2008-2014	VOLKSWAGEN	ROUTAN [7B], All Models
2006-2007	VOLKSWAGEN	SAGITAR, (China)
1985-2000	VOLKSWAGEN	SANTANA, (China)
1985-2006	VOLKSWAGEN	SANTANA, Mechanical Steering
1985-2006	VOLKSWAGEN	SANTANA, Power Assisted Steering
2007-2008	VOLKSWAGEN	SANTANA VISTA, Shou Dong Dang
2007-2008	VOLKSWAGEN	SANTANA VISTA, Zi Dong Dang
1984-1994	VOLKSWAGEN	SAVEIRO, Chassis from FT015365
1984-1994	VOLKSWAGEN	SAVEIRO, Chassis to FT015364
2006-2009	VOLKSWAGEN	SAVEIRO [5W], Mechanical Steering >2P520.182
2006-2009	VOLKSWAGEN	SAVEIRO [5W], Power Steering >2P007.951
2008-2008	VOLKSWAGEN	SCIROCCO, (G11) All Chassis
2008-2008	VOLKSWAGEN	SCIROCCO, (G45) All Chassis
2008-2017	VOLKSWAGEN	SCIROCCO [137], (G03 G07 G08 G33) regulated absorption
2008-2017	VOLKSWAGEN	SCIROCCO [137], (G07)
2008-2017	VOLKSWAGEN	SCIROCCO [137], (G08)
2009-2017	VOLKSWAGEN	SCIROCCO [137], (G09 G04) R
2009-2017	VOLKSWAGEN	SCIROCCO [137], (G11 G45)
2015-2017	VOLKSWAGEN	SCIROCCO [138], (G03 G07 G08 G33) regulated absorption
2015-2017	VOLKSWAGEN	SCIROCCO [138], (G07)
2015-2017	VOLKSWAGEN	SCIROCCO [138], (G08)
2015-2017	VOLKSWAGEN	SCIROCCO [138], (G09 G04) R
2004-2005	VOLKSWAGEN	SHARAN [7M], Comfortline 1.8 T Sport Suspension (1BE)
2004-2005	VOLKSWAGEN	SHARAN [7M], Comfortline 1.8 T Standard Suspension (1BA)
2004-2005	VOLKSWAGEN	SHARAN [7M], Comfortline 1.8 T Suspension Heavy Duty (1BB)
2010-2017	VOLKSWAGEN	SHARAN [7M], (G40) Blue Motion
2015-2017	VOLKSWAGEN	SHARAN [7N], (G02/G08) Standard Chassis from Wk 22/2015
2015-2017	VOLKSWAGEN	SHARAN [7N], (G03/G05/G06/G09) Sports Suspension from Wk 22/2015
2015-2017	VOLKSWAGEN	SHARAN [7N], (G40) Blue Motion from Wk 22/2015
2016-2017	VOLKSWAGEN	SHARAN [7N], (G01) Standard Chassis Lowered
2016-2017	VOLKSWAGEN	SHARAN [7N], (G02) Standard Chassis Nivomat
2005-2010	VOLKSWAGEN	SPORTVAN, Power Assisted Steering G14
2005-2010	VOLKSWAGEN	SPORTVAN, Power Assisted Steering G15
2005-2010	VOLKSWAGEN	SURAN, Power Assisted Steering G14
2005-2010	VOLKSWAGEN	SURAN, Power Assisted Steering G15
2015-2017	VOLKSWAGEN	TIGUAN [5N/5N1/5N2], (G02 G10) Standard Chassis from Wk 22/2015
2015-2017	VOLKSWAGEN	TIGUAN [5N/5N1/5N2], (G03/G05/G06/G09) Sports Chassis from Wk 22/2015
2015-2017	VOLKSWAGEN	TIGUAN [5N/5N1/5N2], (G06 G07) Blue Motion from Wk 22/2015
2015-2017	VOLKSWAGEN	TIGUAN [5N/5N1/5N2], (G34 G73) Standard Chassis US-Version / Russia from Wk 22/2015
2015-2017	VOLKSWAGEN	TIGUAN [5N/5N1/5N2], (G40) Chassis with regulated absorption from Wk 22/2015
2016-2017	VOLKSWAGEN	TIGUAN [AD], (G01/G04/G06/G07/G08) Base / DCC AWD

Year	Make	Model
2016-2017	VOLKSWAGEN	TIGUAN [AD], (G02/G03/G05) Base / DCC FWD
2004-2005	VOLKSWAGEN	TOUAREG [7L], (1BK) Air Suspension Damper
2010-2017	VOLKSWAGEN	TOUAREG [7P], (1BA/1BE/1BW) Steel Suspension
2010-2017	VOLKSWAGEN	TOUAREG [7P], (1BB) Steel Suspension
2010-2017	VOLKSWAGEN	TOUAREG [7P], (1BK/1BY) Air Suspension
2010-2017	VOLKSWAGEN	TOUAREG [7P], (2MA) Air Suspension
2014-2017	VOLKSWAGEN	TOUAREG [7P6], (1BA/1BE/1BW) Steel Suspension
2014-2017	VOLKSWAGEN	TOUAREG [7P6], (1BB) Steel Suspension
2014-2017	VOLKSWAGEN	TOUAREG [7P6], (1BK/1BY) Pneumatic Suspension
2014-2017	VOLKSWAGEN	TOUAREG [7P6], (2MA) Pneumatic Suspension
		TOURAN [5T], (G01+2UC+GM1\G01+2UP\ G02+2UC+GM1\G07+2UC\ G14G17G21/G26) Suspension Sport
2015-2017	VOLKSWAGEN	TOURAN [5T], G01+2UA/G02+2UA/G07+2UA/G18/G22 Standard Chassis With DCC
2015-2017	VOLKSWAGEN	TOURAN [5T], G01+2UF/G02+2UF/G24/G25/G27 Raised Running Gear
2016-2017	VOLKSWAGEN	TOURAN [5T], (1JA) Special Vehicles Base Chassis
2016-2017	VOLKSWAGEN	TOURAN [5T], (G04/G07) Standard Chassis / Chassis with DCC
2016-2017	VOLKSWAGEN	TOURAN [5T], (G05) Suspension Sport
2016-2017	VOLKSWAGEN	TOURAN [5T], (G06) Raised Running Gear
2016-2017	VOLKSWAGEN	TOURAN [5T], (UC7) Special Vehicles Raised Chassis
2015-2017	VOLKSWAGEN	TRANSPORTER T6, 1BH/2MQ/2MR/2MT/2MU All Models
2015-2017	VOLKSWAGEN	TRANSPORTER T6, 1BJ/1BB/2MG/2MK/2ML All Models
2015-2017	VOLKSWAGEN	TRANSPORTER T6, A9K (Caravelle Trendline) A8B (Basic Equipment) (Not Blue motion)
2015-2017	VOLKSWAGEN	TRANSPORTER T6, Full Load
2015-2017	VOLKSWAGEN	TRANSPORTER T6, HALF LADEN
2015-2017	VOLKSWAGEN	TRANSPORTER T6, K4H (Multivan) K4A (Panel Van) OE1 (S.W.B) A9W (Caravelle Comfortline) A8M (Caravelle Highline) A8J (Multivan Trendline) A8Q (Multivan Conceptline)
		TRANSPORTER T6, K4H (Multivan) OE1 (S.W.B) K4L (Camper) A8J (Multivan Trendline) A8Q (Multivan Conceptline) A9A (California Beach) A9W (Caravelle Comfortline) A8M
2015-2017	VOLKSWAGEN	TRANSPORTER T6, K4H (Multivan) OE2 (L.W.B) A8B (Basic Equipment) A9K (Caravelle Trendline) A9W (Caravelle Comfortline) A8M (Caravelle Highline)
2015-2017	VOLKSWAGEN	TRANSPORTER T6, K4L (Camper) A9A (California Beach)
2011-2017	VOLKSWAGEN	up! [12], (G01/G10) Standard Chassis W/O PAS
2011-2017	VOLKSWAGEN	up! [12], (G01/G10) Standard Chassis With Power Steering
2011-2017	VOLKSWAGEN	up! [12], (G02/G08) Raised Running Gear
2011-2017	VOLKSWAGEN	up! [12], (G03/G05/G06/G09) Sports Suspension
2013-2017	VOLKSWAGEN	up! [12], (G02/G08) Cross-up!
2013-2017	VOLKSWAGEN	up! [12], (G06) Compressed Natural Gas
2013-2017	VOLKSWAGEN	up! [12], (G09) E-up! (China) Standard Chassis
1995-1999	VOLKSWAGEN	VAN/CADDY VAN, -9/99
1982-1988	VOLKSWAGEN	VOYAGE, Chassis to FP017999
1989-1995	VOLKSWAGEN	VOYAGE, Chassis from FP018000
1990-1995	VOLKSWAGEN	VOYAGE, Chassis from KT133594 1.6L Engine
2014-2017	VOLKSWAGEN	XL1 [6Z], All models

Year	Make	Model
2010-2017	AUDI	A1 [8X] (G22 G23) Normal Suspension FWD
2010-2017	AUDI	A1 [8X] (G26 G27 G28 G29) Sports Suspension FWD
2012-2017	AUDI	A1 [8X] (G29 G61) Sports Suspension FWD
2010-2017	AUDI	A1 [8X] (G31 G32 G51) Offroad Suspension FWD
2014-2017	AUDI	A1 [8X] (G58 G60) S1 Sports Suspension FWD
2000-2005	AUDI	A2 [8Z] x7 variants
1996-2003	AUDI	A3 [8L] x9 variants
2017-2017	AUDI	A3 [8V] (1JA) e-tron Normal Suspension Multi-Link (ML)
2017-2017	AUDI	A3 [8V] (1JA) e-tron Normal Suspension Torsion Beam Axle (VL)
2017-2017	AUDI	A3 [8V] (1JC) e-tron Offroad Suspension Multi-Link (ML)
2017-2017	AUDI	A3 [8V] (1JC) e-tron Offroad Suspension Torsion Beam Axle (VL)
2017-2017	AUDI	A3 [8V] (G01/G04 G21/G24 G41/G45 G62/G64 + 2UC) Sports Suspension Multi-Link (ML)
2017-2017	AUDI	A3 [8V] (G01/G04 G21/G24 G41/G45 G62/G64 + 2UC) Sports Suspension Torsion Beam Axle (VL)
2017-2017	AUDI	A3 [8V] (G01/G04 G21/G25 + 2UF) Offroad Suspension Multi-Link (ML)
2017-2017	AUDI	A3 [8V] (G01/G04 G21/G25 + 2UF) Offroad Suspension Torsion Beam Axle (VL)
2017-2017	AUDI	A3 [8V] (G01/G05 G14/G16 G21/G24 G41/G44 G51 + 2UA) Normal Suspension Multi-Link (ML)
2017-2017	AUDI	A3 [8V] (G01/G05 G14/G16 G21/G24 G41/G44 G51 + 2UA) Normal Suspension Torsion Beam Axle (VL)
2017-2017	AUDI	A3 [8V] (G05 G07 G25 G45 + 2UC) Sports Suspension with Audi magnetic ride Multi-Link (ML)
2017-2017	AUDI	A3 [8V] (G05 G07 G26 G27 G46 G47 G97 + 2UC) Sports Suspension S3 Multi-Link (ML)
2017-2017	AUDI	A3 [8V] (G05 G07 G26 G27 G46 G47 G97 + 2UC) Sports Suspension S3 with Audi magnetic ride Multi-Link (ML)
2017-2017	AUDI	A3 [8V] (G34 G35 G36 G47/G50 + 2UG) S-Line Sports Suspension Multi-Link (ML)
2017-2017	AUDI	A3 [8V] (G34 G35 G36 G47/G50 + 2UG) S-Line Sports Suspension Torsion Beam Axle (VL)
1998-2002	AUDI	A4 [8D] Sportsline (1BD)
2001-2001	AUDI	A4 [8D] Sportsline Front Avant (1BQ) (South Africa)
2001-2001	AUDI	A4 [8D] Sportsline Quattro Avant (1BQ) (South Africa)
1998-2002	AUDI	A4 [8D] Sportsline RS4
2007-2007	AUDI	A4 [8E/8H] (1BB) Sedan/Avant Offroad China
2009-2015	AUDI	A4 [8K] (1BA) Normal Suspension Right Hand Drive
2008-2008	AUDI	A4 [8K] (1BB) China-City Chassis
2015-2017	AUDI	A4 [8W] (1BA) Avant
2015-2017	AUDI	A4 [8W] (1BA) Sedan
2015-2017	AUDI	A4 [8W] (1BB) Avant
2015-2017	AUDI	A4 [8W] (1BB) Sedan
2015-2017	AUDI	A4 [8W] (1BD) Avant
2015-2017	AUDI	A4 [8W] (1BD) Sedan
2015-2017	AUDI	A4 [8W] (1BE) Avant
2015-2017	AUDI	A4 [8W] (1BE) Sedan
2015-2017	AUDI	A4 [8W] (1BL) Avant Audi Magnetic Ride
2015-2017	AUDI	A4 [8W] (1BL) Sedan Audi Magnetic Ride
2015-2017	AUDI	A4 [8W] (1BM) Avant Audi Magnetic Ride
2015-2017	AUDI	A4 [8W] (1BM) Sedan Audi Magnetic Ride

Year	Make	Model
2015-2017	AUDI	A4 [8W] (1BP/2MN) Avant Audi Magnetic Ride
2015-2017	AUDI	A4 [8W] (1BP/2MN) Sedan Audi Magnetic Ride
2015-2017	AUDI	A4 [8W] (1BQ/2MV) Avant Audi Magnetic Ride
2015-2017	AUDI	A4 [8W] (1BQ/2MV) Sedan Audi Magnetic Ride
2015-2017	AUDI	A4 [8W] (1BR) Avant
2015-2017	AUDI	A4 [8W] (1BR) Sedan
2016-2017	AUDI	A4 [8W] (2MC / 2MS) Sedan
2009-2017	AUDI	A5 [8T/8F] Cabriolet [8F] (1BA) Normal Suspension
2009-2017	AUDI	A5 [8T/8F] Cabriolet [8F] (1BD) Sport Suspension (S-Model)
2009-2017	AUDI	A5 [8T/8F] Cabriolet [8F] (1BE) Sport Suspension
2009-2017	AUDI	A5 [8T/8F] Cabriolet [8F] (1BL) Chassis With Audi Magnetic Ride
2009-2017	AUDI	A5 [8T/8F] Cabriolet [8F] (1BV) Sport Suspension (S-Line)
2009-2017	AUDI	A5 [8T/8F] Cabriolet [8F] (2MC) RS5 Suspension Sport with variable damper (quattro GmbH)
2009-2017	AUDI	A5 [8T/8F] Cabriolet [8F] (2MS) RS5 Suspension Normal (quattro GmbH)
2009-2017	AUDI	A5 [8T/8F] Coupé [8T] (1BA) Normal Suspension
2009-2017	AUDI	A5 [8T/8F] Coupé [8T] (1BB) Offroad Suspension
2009-2017	AUDI	A5 [8T/8F] Coupé [8T] (1BD) Sports Suspension (S-Model)
2009-2017	AUDI	A5 [8T/8F] Coupé [8T] (1BE) Sports Suspension
2009-2017	AUDI	A5 [8T/8F] Coupé [8T] (1BL) Chassis With Audi Magnetic Ride
2009-2017	AUDI	A5 [8T/8F] Coupé [8T] (1BR) Comfort-Offroad Chassis
2010-2017	AUDI	A5 [8T/8F] Coupé [8T] (1BU) RS5 Sports Suspension (quattro GmbH)
2009-2017	AUDI	A5 [8T/8F] Coupé [8T] (1BV) Sports Suspension (S-Line)
2010-2017	AUDI	A5 [8T/8F] Coupé [8T] (2MC) RS5 Sportsline with variable damper (quattro GmbH)
2010-2017	AUDI	A5 [8T/8F] Coupé [8T] (2MS) RS5 Normal Suspension (quattro GmbH)
2010-2017	AUDI	A5 [8T/8F] Sportback [8T] (1BA) Normal Suspension
2010-2017	AUDI	A5 [8T/8F] Sportback [8T] (1BB) China-City Chassis
2010-2017	AUDI	A5 [8T/8F] Sportback [8T] (1BD) Sport Suspension (S-Model)
2010-2017	AUDI	A5 [8T/8F] Sportback [8T] (1BE) Sport Suspension
2010-2017	AUDI	A5 [8T/8F] Sportback [8T] (1BL) Chassis With Audi Magnetic Ride
2010-2017	AUDI	A5 [8T/8F] Sportback [8T] (1BV) Sport Suspension (S-Line)
2016-2017	AUDI	A5 [F5] x15 variants
2008-2011	AUDI	A6 [4F] (2MC) Sportsline RS6 Quattro GmbH
2008-2011	AUDI	A6 [4F] (2MS) Sports Chassis RS6 Quattro GmbH
2012-2017	AUDI	A6 [4G] (1BA) Normal Suspension
2011-2017	AUDI	A6 [4G] (1BA) (1BH) Normal Suspension Right Hand Drive
2012-2017	AUDI	A6 [4G] (1BB) Offroad Suspension
2011-2017	AUDI	A6 [4G] (1BB) Offroad Suspension Right Hand Drive
2011-2011	AUDI	A6 [4G] (1BE) Hybrid
2012-2017	AUDI	A6 [4G] (1BE) Hybrid
2011-2017	AUDI	A6 [4G] (1BE) Hybrid Right Hand Drive
2012-2017	AUDI	A6 [4G] (1BE) Sports Suspension
2011-2017	AUDI	A6 [4G] (1BE) Sports Suspension Right Hand Drive
2012-2017	AUDI	A6 [4G] (1BK) Air suspension Normal Suspension

Year	Make	Model
2011-2017	AUDI	A6 [4G] (1BK) Air suspension Normal Suspension Right Hand Drive
2012-2017	AUDI	A6 [4G] (1BR) Offroad Suspension
2011-2017	AUDI	A6 [4G] (1BR) Offroad Suspension Right Hand Drive
2012-2017	AUDI	A6 [4G] (1BS) Air suspension Offroad
2011-2017	AUDI	A6 [4G] (1BS) Air suspension Offroad Right Hand Drive
2012-2017	AUDI	A6 [4G] (1BV) Sports Suspension S-Line
2011-2017	AUDI	A6 [4G] (1BV) Sports Suspension S-Line Right Hand Drive
2011-2011	AUDI	A6 [4G] (1BY) Allroad Air Suspension
2012-2017	AUDI	A6 [4G] (1BY) Allroad Air Suspension
2011-2017	AUDI	A6 [4G] (1BY) Allroad Air Suspension Right Hand Drive
2012-2017	AUDI	A6 [4G] (2MA) Air Suspension RS6
2011-2017	AUDI	A6 [4G] (2MA) Air Suspension RS6 Right Hand Drive
2012-2017	AUDI	A6 [4G] (2MB) Air suspension Sports Chassis
2011-2017	AUDI	A6 [4G] (2MB) Air suspension Sports Chassis Right Hand Drive
2012-2017	AUDI	A6 [4G] (2MC) RS6
2011-2017	AUDI	A6 [4G] (2MC) RS6 Right Hand Drive
2012-2017	AUDI	A7 [4G] (1BA) Normal Suspension
2011-2017	AUDI	A7 [4G] (1BA) Normal Suspension Right Hand Drive
2012-2017	AUDI	A7 [4G] (1BB) Offroad Suspension
2011-2017	AUDI	A7 [4G] (1BB) Offroad Suspension Right Hand Drive
2011-2017	AUDI	A7 [4G] (1BE) Sports Suspension Right Hand Drive
2012-2017	AUDI	A7 [4G] (1BE/1BV) Sports Suspension
2012-2017	AUDI	A7 [4G] (1BK) Air suspension Normal Suspension
2011-2017	AUDI	A7 [4G] (1BK) Air suspension Normal Suspension Right Hand Drive
2012-2017	AUDI	A7 [4G] (1BS) Air suspension Offroad
2011-2017	AUDI	A7 [4G] (1BS) Air suspension Offroad Right Hand Drive
2011-2017	AUDI	A7 [4G] (1BV) Sports Suspension Right Hand Drive
2011-2017	AUDI	A7 [4G] (1BY) Allroad Air Suspension Right Hand Drive
2016-2017	AUDI	A7 [4G] (2MA) Air Suspension RS7
2012-2017	AUDI	A7 [4G] (2MA) Air Suspension RS7 Right Hand Drive
2012-2017	AUDI	A7 [4G] (2MB) Air suspension Sports Chassis
2011-2017	AUDI	A7 [4G] (2MB) Air suspension Sports Chassis Right Hand Drive
2016-2017	AUDI	A7 [4G] (2MC) RS7
2012-2017	AUDI	A7 [4G] (2MC) RS7 Right Hand Drive
2010-2017	AUDI	A8 [4H] (1BK) Normal Suspension except V8 TDI and W12 FSI
2010-2017	AUDI	A8 [4H] (1BK) Normal Suspension With V8 TDI and W12 FSI
2010-2017	AUDI	A8 [4H] (1BY) Offroad Suspension except V8 TDI and W12 FSI
2010-2017	AUDI	A8 [4H] (1BY) Offroad Suspension With V8 TDI and W12 FSI
2010-2017	AUDI	A8 [4H] (2MA) Sports Suspension except V8 TDI and W12 FSI
2010-2017	AUDI	A8 [4H] (2MA) Sports Suspension With V8 TDI and W12 FSI
2010-2017	AUDI	A8 [4H] (2MB) Sports Suspension S8 except V8 TDI and W12 FSI
2010-2017	AUDI	A8 [4H] (2MB) Sports Suspension S8 With V8 TDI and W12 FSI
1997-1999	AUDI	DUO from 8DWA 013433

Year	Make	Model
2016-2017	AUDI	Q2 [GA] (G01/G02/G03/G04/G95) Suspension Normal Multi-Link (ML)
2016-2017	AUDI	Q2 [GA] (G01/G02/G03/G04/G95) Suspension Normal Torsion Beam Axle (VL)
2016-2017	AUDI	Q2 [GA] (G31/G32/G33/G34) Suspension Sport Multi-Link (ML)
2016-2017	AUDI	Q2 [GA] (G31/G32/G33/G34) Suspension Sport Torsion Beam Axle (VL)
2011-2017	AUDI	Q3 [8U] (G05 G11 G12 G14 G15) Standard Suspension
2011-2017	AUDI	Q3 [8U] (G09 G13) Sports Suspension S-Line
2011-2017	AUDI	Q3 [8U] (G43) Standard Suspension with electronically regulated damping
2014-2017	AUDI	Q3 [8U] (G44) RS Q3 Sports Suspension with electronically regulated damping
2011-2017	AUDI	Q5 [83] (1BA) Hybrid Normal Suspension (China)
2008-2017	AUDI	Q5 [83] (1BH) Four-wheel drive Comfort Chassis (China)
2012-2017	AUDI	Q5 [8R] (1BA) Four-wheel drive Normal Suspension (Australia) from Model Year 2013
2008-2012	AUDI	Q5 [8R] (1BA) Four-wheel drive Normal Suspension (Australia) to Model Year 2012
2012-2017	AUDI	Q5 [8R] (1BA) Four-wheel drive Normal Suspension from Model Year 2013
2011-2017	AUDI	Q5 [8R] (1BA) Hybrid Normal Suspension NAR and Russia
2013-2017	AUDI	Q5 [8R] (1BD) SQ5 Four-wheel drive Sports Suspension
2012-2017	AUDI	Q5 [8R] (1BL) Four-wheel drive Chassis With Audi Magnetic Ride from Model Year 2013
2012-2017	AUDI	Q5 [8R] (1BL) Four-wheel drive Chassis with Audi Magnetic Ride (Australia) from Model Year 2013
2008-2012	AUDI	Q5 [8R] (1BL) Four-wheel drive Chassis with Audi Magnetic Ride (Australia) to Model Year 2012
2012-2017	AUDI	Q5 [8R] (1BV) Four-wheel drive Sports Suspension (Australia) from Model Year 2013
2008-2012	AUDI	Q5 [8R] (1BV) Four-wheel drive Sports Suspension (Australia) to Model Year 2012
2012-2017	AUDI	Q5 [8R] (1BV) Four-wheel drive Sports Suspension from Model Year 2013
2008-2017	AUDI	Q5 [8R] (1BV) FWD Sportsline
2008-2017	AUDI	Q5 [8R] (2MF) FWD Normal Suspension Europe without Russia
2011-2017	AUDI	Q5 [8R] (2MF) Hybrid Normal Suspension Europe without Russia
2013-2017	AUDI	Q5 [8R] (2MT) SQ5 Four-wheel drive Sports Suspension
2008-2015	AUDI	Q7 [4L] (1BM) Standard Chassis (Japan)
2015-2017	AUDI	Q7 [4M] (1BA) Suspension Normal Coil Springs
2015-2017	AUDI	Q7 [4M] (1BK) Suspension Normal Pneumatic Suspension
2015-2017	AUDI	Q7 [4M] (2MA) Suspension Sport Pneumatic Suspension
2015-2017	AUDI	Q7 [4M] (2MB) SQ7 Suspension Sport Pneumatic Suspension
2013-2017	AUDI	R8 [42] Coupé (1BA) Normal Suspension V8 FSI from Model Year 2013
2013-2017	AUDI	R8 [42] Coupé (1BE) Normal Suspension V10 FSI from Model Year 2013
2013-2017	AUDI	R8 [42] Coupé (1BL) Sportsline Audi Magnetic Ride (AMR) V8 FSI from Model Year 2013
2013-2017	AUDI	R8 [42] Coupé (1BU) Suspension Sport V10 FSI from Model Year 2013
2013-2017	AUDI	R8 [42] Coupé (2MN) Sportsline Audi Magnetic Ride (AMR) V10 FSI from Model Year 2013
2013-2017	AUDI	R8 [42] GT (1BD) Threaded Suspension from Model Year 2013
2013-2017	AUDI	R8 [42] Spyder (1BA) Normal Suspension V8 FSI from Model Year 2013
2013-2017	AUDI	R8 [42] Spyder (1BE) Normal Suspension V10 FSI from Model Year 2013
2013-2017	AUDI	R8 [42] Spyder (1BL) Sportsline Audi Magnetic Ride (AMR) V8 FSI from Model Year 2013
2013-2017	AUDI	R8 [42] Spyder (1BU) Suspension Sport V10 FSI from Model Year 2013
2013-2017	AUDI	R8 [42] Spyder (2MN) Sportsline Audi Magnetic Ride (AMR) V10 FSI from Model Year 2013
2015-2017	AUDI	R8 [4S] Coupé [4S3]
2015-2017	AUDI	R8 [4S] Spyder [4S9]

Year	Make	Model
1999-2003	AUDI	S3 Quattro
2014-2017	AUDI	TT [FV] TT Coupè (1BA) Normal Suspension
2014-2017	AUDI	TT [FV] TT Coupè (1BD) Special Sport Suspension
2014-2017	AUDI	TT [FV] TT Coupè (1BL) Sports Suspension Audi Magnetic Ride (AMR)
2014-2017	AUDI	TT [FV] TT Coupè (1BQ / 2MV) Sports Suspension Audi Magnetic Ride (AMR)
2014-2017	AUDI	TT [FV] TT Coupè (1BV) Sport Suspension
2014-2017	AUDI	TT [FV] TT Roadster (1BA) Normal Suspension
2014-2017	AUDI	TT [FV] TT Roadster (1BD) Special Sport Suspension
2014-2017	AUDI	TT [FV] TT Roadster (1BL) Sports Suspension Audi Magnetic Ride (AMR)
2014-2017	AUDI	TT [FV] TT Roadster (1BQ / 2MV) Sports Suspension Audi Magnetic Ride (AMR)
2014-2017	AUDI	TT [FV] TT Roadster (1BV) Sport Suspension
2014-2017	AUDI	TT [FV] TTS Coupè (1BA) Normal Suspension
2014-2017	AUDI	TT [FV] TTS Coupè (1BD) Special Sport Suspension
2014-2017	AUDI	TT [FV] TTS Coupè (1BL) Sports Suspension Audi Magnetic Ride (AMR)
2014-2017	AUDI	TT [FV] TTS Coupè (1BQ / 2MV) Sports Suspension Audi Magnetic Ride (AMR)
2014-2017	AUDI	TT [FV] TTS Coupè (1BV) Sport Suspension
2014-2017	AUDI	TT [FV] TTS Roadster (1BA) Normal Suspension
2014-2017	AUDI	TT [FV] TTS Roadster (1BD) Special Sport Suspension
2014-2017	AUDI	TT [FV] TTS Roadster (1BL) Sports Suspension Audi Magnetic Ride (AMR)
2014-2017	AUDI	TT [FV] TTS Roadster (1BQ / 2MV) Sports Suspension Audi Magnetic Ride (AMR)
2014-2017	AUDI	TT [FV] TTS Roadster (1BV) Sport Suspension
2016-2017	BENTLEY	BENTAYGA [4V14A9] 6.0L W12
2014-2017	BENTLEY	CONTINENTAL Flying Spur
2009-2017	BENTLEY	CONTINENTAL Flying Spur Speed
2012-2017	BENTLEY	CONTINENTAL GT
2013-2017	BENTLEY	CONTINENTAL GT Speed & V8 S
2015-2017	BENTLEY	CONTINENTAL GT3-R
2012-2017	BENTLEY	CONTINENTAL GTC
2013-2017	BENTLEY	CONTINENTAL GTC Speed & V8 S
2011-2017	BENTLEY	CONTINENTAL GTC Supersports
2010-2017	BENTLEY	MULSANNE
2015-2017	CADILLAC	ATS FE2 AWD
2015-2017	CADILLAC	ATS FE2 RWD
2015-2017	CADILLAC	ATS FE3 RWD
2015-2017	CADILLAC	ATS FE4 RWD
2016-2017	CADILLAC	CT6 F46
2016-2017	CADILLAC	CT6 MRD -F46
2016-2017	CADILLAC	CTS FE2 AWD
2016-2017	CADILLAC	CTS FE2 RWD
2016-2017	CADILLAC	CTS FE3 RWD
2016-2017	CADILLAC	CTS FE4 RWD
2017-2017	CADILLAC	XT5 All Models
2013-2017	CADILLAC	XTS GNA RPO Restriction Except Professional Vehicles

Year	Make	Model
2013-2017	CADILLAC	XTS GNB with F38 RPO Restriction Except Professional Vehicles
2013-2017	CADILLAC	XTS GNB without F38 RPO Restriction Except Professional Vehicles
2015-2017	CADILLAC	XTS With W30 Professional Vehicles With W30
2015-2017	CHRYSLER	200 Sedan AWD MultiAir
2015-2017	CHRYSLER	200 Sedan FWD MultiAir
2015-2016	CHRYSLER	300 C AWD Non-SRT and Non Super Track Pak with 18 in. wheels
2015-2016	CHRYSLER	300 C AWD Non-SRT and Non Super Track Pak with 20 in. wheels
2015-2016	CHRYSLER	300 C RWD Non-SRT and Non Super Track Pak with 18 in. wheels
2015-2016	CHRYSLER	300 C RWD Non-SRT and Non Super Track Pak with 20 in. wheels
2015-2016	CHRYSLER	300 C SRT and Super Track Pak
2017-2017	CHRYSLER	PACIFICA All Models
2010-2014	FORD	TRANSIT T9 RWD / AWD
2015-2017	HONDA	HR-V All Models
2013-2017	JEEP TRUCKS	CHEROKEE (KL) AWD Vehicles built 09/16/2013 and After
2013-2017	JEEP TRUCKS	CHEROKEE (KL) FWD Vehicles built 09/16/2013 and After
2013-2017	JEEP TRUCKS	CHEROKEE (KL) TrailHawk Vehicles built 09/16/2013 and After
2011-2017	JEEP TRUCKS	COMPASS Diesel Engine 4X2
2011-2017	JEEP TRUCKS	COMPASS Diesel Engine 4X4
2011-2017	JEEP TRUCKS	COMPASS Gas Engine 4X2
2011-2017	JEEP TRUCKS	COMPASS Gas Engine 4X4 With Off-road Group (AWL)
2016-2017	JEEP TRUCKS	GRAND CHEROKEE (WK) 3.6 V6 VVT Engine SRT8 LHD with 3 season tires
2016-2017	JEEP TRUCKS	GRAND CHEROKEE (WK) 3.6 V6 VVT Engine SRT8 LHD with 4 season tires
2016-2017	JEEP TRUCKS	GRAND CHEROKEE (WK) 3.6 V6 VVT Engine SRT8 RHD with 3 season tires
2016-2017	JEEP TRUCKS	GRAND CHEROKEE (WK) 3.6 V6 VVT Engine SRT8 RHD with 4 season tires
2016-2017	JEEP TRUCKS	GRAND CHEROKEE (WK) 3.6 V6 VVT Engine UPG I W/ESS Aero Suspension
2016-2017	JEEP TRUCKS	GRAND CHEROKEE (WK) 3.6 V6 VVT Engine UPG I W/ESS Air suspension Aero Mode LHD
2016-2017	JEEP TRUCKS	GRAND CHEROKEE (WK) 3.6 V6 VVT Engine UPG I W/ESS Air suspension Aero Mode RHD
2016-2017	JEEP TRUCKS	GRAND CHEROKEE (WK) 3.6 V6 VVT Engine UPG I W/ESS Base Suspension LHD
2016-2017	JEEP TRUCKS	GRAND CHEROKEE (WK) 3.6 V6 VVT Engine UPG I W/ESS Base Suspension RHD
2016-2017	JEEP TRUCKS	GRAND CHEROKEE (WK) 3.6 V6 VVT Engine UPG I W/ESS Sport Aero Mode
2015-2015	JEEP TRUCKS	GRAND CHEROKEE (WK) SRT8 (with 3 season tires) (LHD)
2015-2015	JEEP TRUCKS	GRAND CHEROKEE (WK) SRT8 (with 3 season tires) (RHD)
2015-2015	JEEP TRUCKS	GRAND CHEROKEE (WK) SRT8 (with 4 season tires) (LHD)
2015-2015	JEEP TRUCKS	GRAND CHEROKEE (WK) SRT8 (with 4 season tires) (RHD)
2011-2017	JEEP TRUCKS	PATRIOT Diesel Engine 4X2
2011-2017	JEEP TRUCKS	PATRIOT Diesel Engine 4X4
2011-2017	JEEP TRUCKS	PATRIOT Gas Engine 4X2
2011-2017	JEEP TRUCKS	PATRIOT Gas Engine 4X4 With Off-road Group (AWL)
2011-2017	JEEP TRUCKS	PATRIOT Gas Engine 4X4 Without Off-road Group (AWL)
2015-2016	JEEP TRUCKS	RENEGADE (EMEA) 1.4L - 2.4L - 1.6L 4X2
2015-2016	JEEP TRUCKS	RENEGADE (EMEA) 1.4L EMEA - 2.0L EMEA 4X4
2015-2016	JEEP TRUCKS	RENEGADE (EMEA) 1.4L NAFTA - 2.4L NAFTA 4X4
2015-2016	JEEP TRUCKS	RENEGADE (EMEA) 2.4L NAFTA -2.4L JAPAN TrailHawk

Year	Make	Model
2015-2016	JEEP TRUCKS	RENEGADE (EMEA) 2.4L NAFTA Base - 2.0L 170CV TrailHawk
2013-2016	JEEP TRUCKS	WRANGLER (CKD) 2.8L 4 CYL TURBO DIESEL
2013-2016	JEEP TRUCKS	WRANGLER (JK) All Models
2017-2017	KIA	CADENZA (YG) All Models
2017-2017	KIA	FORTE (YD) All Models
2015-2017	KIA	K900 (KH) All Models
2016-2016	KIA	OPTIMA (JFA) All Models
2017-2017	KIA	OPTIMA HYBRID (JF HEV) All Models
2012-2017	KIA	RIO (UB) All Models
2016-2017	KIA	SEDONA [YP] All Models
2016-2017	KIA	SORENTO (UMA) All Models
2014-2017	KIA	SOUL (PS) All Models
2017-2017	KIA	SPORTAGE (QL) All Models
2011-2017	LAMBORGHINI	AVENTADOR LP700-4 Coupé and Roadster
2014-2017	LAMBORGHINI	HURACAN
2002-2002	MAZDA	PROTEGE 14/15" Wheels
2013-2016	MERCEDES-BENZ	117 (C / X) Code 482
2013-2016	MERCEDES-BENZ	117 (C / X) ECE USA Sport suspension + economy Code 486 +4U3
2012-2016	MERCEDES-BENZ	117 (C / X) ECE USA Sport Suspension Code 486/677
2012-2016	MERCEDES-BENZ	117 (C / X) ECE USA Standard Suspension Code 485
2013-2016	MERCEDES-BENZ	117 (C) ECE USA Sport Edition Sportline Code 486 + P84
2012-2016	MERCEDES-BENZ	117 (C) AMG ECE USA AMG Code 486 + M133 / 492 + M133
2014-2016	MERCEDES-BENZ	156 (X) Code 482
2013-2016	MERCEDES-BENZ	156 (X) USA LT Code 494
2013-2016	MERCEDES-BENZ	156 (X) USA MPV Code 494
2009-2016	MERCEDES-BENZ	164 (W M Class) 2- Wheel Drive USA Sport Code 494 + M007 Steel Suspension BM 164.156 w/o 430 (Locking Differential)
2009-2016	MERCEDES-BENZ	164 (W M Class) 2- Wheel Drive USA Sport Code 494 + M007 Steel Suspension Mod- el 164.156 with 430 (locking differential)
2005-2016	MERCEDES-BENZ	164 (W M Class) incl. AMG with M 156 Air Suspension Code 489 with 430 (locking differential) incl. Hybridcar
2005-2016	MERCEDES-BENZ	164 (W M Class) incl. AMG with M 156 Air Suspension Code 489 without 430 (locking differential) incl. Hybridcar
2011-2016	MERCEDES-BENZ	164 (W M Class) USA Steel Suspension with 430 (locking differential)
2005-2016	MERCEDES-BENZ	164 (W M Class) USA Steel Suspension without 430 (locking differential)
2005-2016	MERCEDES-BENZ	164 (X) GL Class incl. AMG with M 156 Air Suspension Code 489 with 430 (locking differential) incl. Hybridcar
2005-2016	MERCEDES-BENZ	164 (X) GL Class incl. AMG with M 156 Air Suspension Code 489 without 430 (locking differential) incl. Hybridcar
2012-2016	MERCEDES-BENZ	166 (W) ECE/USA Guard Code Z04 / Z05
2010-2016	MERCEDES-BENZ	166 (W) ECE/USA Standard Chassis
2011-2016	MERCEDES-BENZ	166 (W) ECE/USA FE (Fuel Economy) Steel Suspension OM 651 Code 927 / 491 (but without 550)
2012-2016	MERCEDES-BENZ	166 (W/X) AMG With Code M157 + M55
2010-2016	MERCEDES-BENZ	166 (W/X) ECE/USA Air Suspension Code 489
2016-2016	MERCEDES-BENZ	166 (W/X) AMG Sport AMG Sport with Code M276+M30+M002+M016
2016-2016	MERCEDES-BENZ	172 (R172 / SLK) all without Code 483/486 from model year 2016
2010-2015	MERCEDES-BENZ	172 (R172 / SLK) all without Code 483/486 until model year 2015
2011-2016	MERCEDES-BENZ	172 (R172 / SLK) AMG SLK 55 ECE/USA AMG M152
2016-2016	MERCEDES-BENZ	172 (R172 / SLK) with Code 483/486 from model year 2016

Year	Make	Model
2010-2015	MERCEDES-BENZ	172 (R172 / SLK) with Code 483/486 until model year 2015
2014-2016	MERCEDES-BENZ	176 A Class (W) ECE Code 482
2014-2016	MERCEDES-BENZ	190 (C) AMG GT-S AMG Code 479
2014-2016	MERCEDES-BENZ	190 (C) AMG GT-S DP AMG Code 479 + P71
2013-2016	MERCEDES-BENZ	197 (C) AMG ECE/USA AMG Black Series wheel load taken from WIS Code P98
2012-2016	MERCEDES-BENZ	197 (C/R SLS / SLS GT) from 09.2012 ECE/USA AMG from 09.2012 (month/year)
2008-2016	MERCEDES-BENZ	204 C Class (W/S) Limousine / T- Model from 02.2008 ECE/USA FE (Fuel Economy) with Code 677
2008-2016	MERCEDES-BENZ	204 C Class (W/S) Limousine / T- Model from 02.2008 ECE/USA rough road Code 482
2008-2016	MERCEDES-BENZ	204 C Class (W/S) Limousine / T- Model from 02.2008 ECE/USA Sport Code 486/483 (965 K)
2008-2016	MERCEDES-BENZ	204 C Class (W/S) Limousine / T- Model from 02.2008 ECE/USA Standard Chassis
2007-2016	MERCEDES-BENZ	204 C Class (W/S/C 4-MATIC) ECE/USA 4WD Sports Suspension
2007-2016	MERCEDES-BENZ	204 C Class (W/S/C 4-MATIC) ECE/USA 4WD Standard Chassis
2011-2016	MERCEDES-BENZ	204 C Class (C) AMG ECE/USA AMG Black Series 2 seat Code M156 + P98
2013-2016	MERCEDES-BENZ	204 C Class (C) AMG ECE/USA AMG Black Series 4 seater Code M156 + P98
2011-2016	MERCEDES-BENZ	204 C Class (W/S/C) AMG E 63 ECE/USA AMG from model improvement 03.2011 M156
2008-2016	MERCEDES-BENZ	204 C Class (X) GLK-Model USA / Canada / China Standard suspension and electric steering Code 494+211 / 460+211 / 830+211
2014-2016	MERCEDES-BENZ	205 (C/A) 4-MATIC with 4Matic With Code 677 + L
2016-2016	MERCEDES-BENZ	205 (C/A) AMG AMG with Code M177+M40
2016-2016	MERCEDES-BENZ	205 (V) AMG Sport AMG with Code M276+M016+M005+L
2013-2016	MERCEDES-BENZ	205 (W/S) With Code 482 without 4Matic
2013-2016	MERCEDES-BENZ	205 (W/S) With Code 485 without 4Matic
2013-2016	MERCEDES-BENZ	205 (W/S) 4-MATIC with 4Matic With Code 485 + L
2014-2016	MERCEDES-BENZ	205 (W/S) AMG With Code M177 + M40
2013-2016	MERCEDES-BENZ	205 (W/S/C/A) With Code 486 without 4Matic
2013-2016	MERCEDES-BENZ	205 (W/S/C/A) With Code 489 without 4Matic
2013-2016	MERCEDES-BENZ	205 (W/S/C/A) With Code 677 without 4Matic
2016-2016	MERCEDES-BENZ	205 (W/S/C/A) AMG Sport AMG with Code M276+M016+M005+L
2016-2016	MERCEDES-BENZ	205 (W/S/C/A) AMG Sport AMG with Code M276+M016+M005+R
2013-2016	MERCEDES-BENZ	205 (W/S/C/A) 4-MATIC with 4Matic With Code 486 + L
2014-2016	MERCEDES-BENZ	205 (W/S/C/A) 4-MATIC with 4Matic With Code 486 + R
2014-2016	MERCEDES-BENZ	205 (W/S/C/A) 4-MATIC with 4Matic With Code 489
2009-2016	MERCEDES-BENZ	207 (A/C) With Code 483 without 4Matic
2008-2016	MERCEDES-BENZ	207 (A/C) With Code 485 without 4Matic
2008-2016	MERCEDES-BENZ	207 (A/C) With Code 486 without 4Matic
2009-2016	MERCEDES-BENZ	212 E Class (S 4-MATIC) ECE / USA 4 wheel drive front axle steel- and rear axle air suspension Sport Suspension Code 677/486
2009-2016	MERCEDES-BENZ	212 E Class (S 4-MATIC) ECE / USA 4 wheel drive front axle steel- and rear axle air suspension Standard Code 485
2009-2016	MERCEDES-BENZ	212 E Class (S212 T-Model) Europe / USA Sport with Code 677/486 Front Axle Steel - and Rear Axle Air Suspension
2009-2016	MERCEDES-BENZ	212 E Class (S212 T-Model) Europe / USA Standard with Code 485 Front Axle Steel - and Rear Axle Air Suspension
2008-2016	MERCEDES-BENZ	212 E Class (W / S) Europe / USA Air Suspension in Driving Comfort Mode Code 489
2009-2016	MERCEDES-BENZ	212 E Class (W) Europe / USA Guard B4 Air Suspension and put in driving mode Code 489
2008-2016	MERCEDES-BENZ	212 E Class (W) Europe / USA Rough Road with Code 482 Steel Suspension front and rear
2008-2016	MERCEDES-BENZ	212 E Class (W) Europe / USA Sport with Code 677/486 Steel Suspension front and rear
2008-2016	MERCEDES-BENZ	212 E Class (W) Europe / USA Standard Chassis with Code 485 Steel Suspension front and rear

Year	Make	Model
2008-2016	MERCEDES-BENZ	212 E Class (W 4-MATIC) Europe / USA 4 wheel drive Sports Suspension Code 677/486
2011-2016	MERCEDES-BENZ	212 E Class (W/S) AMG from 12.2011 ECE/USA AMG chassis mode sport Code M157 212 E Class (W/S) AMG 4-MATIC ECE/USA AMG 4 wheel drive chassis mode sport Code M005 + M157
2012-2016	MERCEDES-BENZ	
2016-2016	MERCEDES-BENZ	213 ( W / S ) AMG Sport AMG Sport with Code M276+M30+M016+L
2016-2016	MERCEDES-BENZ	213 ( W / S ) AMG Sport AMG Sport with Code M276+M30+M016+R
2016-2016	MERCEDES-BENZ	213 ( S ) with 4Matic with Code 459/677+L
2016-2016	MERCEDES-BENZ	213 ( S ) with 4Matic with Code 485+L
2016-2016	MERCEDES-BENZ	213 ( S ) with 4Matic with Code 677+R
2016-2016	MERCEDES-BENZ	213 ( S ) without 4Matic with Code 459/677
2016-2016	MERCEDES-BENZ	213 ( S ) without 4Matic with Code 485
2016-2016	MERCEDES-BENZ	213 ( W / S / V ) with 4Matic with Code 489
2016-2016	MERCEDES-BENZ	213 ( W / S / V ) without 4Matic with Code 489
2016-2016	MERCEDES-BENZ	213 ( W / V ) with 4Matic with Code 485+L
2016-2016	MERCEDES-BENZ	213 ( W / V ) without 4Matic with Code 485
2016-2016	MERCEDES-BENZ	213 ( W ) with 4Matic with Code 459/677+L
2016-2016	MERCEDES-BENZ	213 ( W ) with 4Matic with Code 677+R
2016-2016	MERCEDES-BENZ	213 ( W ) without 4Matic with Code 459/677
2016-2016	MERCEDES-BENZ	213 ( W ) without 4Matic with Code 482
2016-2016	MERCEDES-BENZ	213 ( W/S) AMG AMG with Code M177+M40+L
2016-2016	MERCEDES-BENZ	213 ( W/S) AMG AMG with Code M177+M40+R
2006-2016	MERCEDES-BENZ	216 C Coupé 4-MATIC 4WD ECE / USA
2005-2016	MERCEDES-BENZ	216 C Coupé ECE / USA
2006-2016	MERCEDES-BENZ	216 C Coupé with M156 M157 M275 ECE/USA with mixing set of tires incl.AMG
2016-2016	MERCEDES-BENZ	217 ( C ) ECE w/o 4Matic w/ Code 487 w/oCode 494
2014-2015	MERCEDES-BENZ	217 ( C ) USA without 4Matic with Code 487 + 494
2016-2016	MERCEDES-BENZ	217 ( C ) AMG ECE AMG with Code M157/M279 + 487
2016-2016	MERCEDES-BENZ	217 ( C ) AMG USA AMG with Code M157/M279 + 487 + 494
2014-2015	MERCEDES-BENZ	217 ( C/A ) USA without 4Matic with Code 494 without Code 487
2016-2016	MERCEDES-BENZ	217 ( C/A ) 4-MATIC ECE with 4Matic w/o Code 487
2014-2015	MERCEDES-BENZ	217 ( C/A ) 4-MATIC USA with 4Matic without Code 487
2016-2016	MERCEDES-BENZ	217 ( C/A ) AMG ECE AMG with Code M157/M177/M279 without Code 494 487 M005
2016-2016	MERCEDES-BENZ	217 ( C/A ) AMG USA AMG with Code M157/M177/M279 + 494 without Code 487 M005
2014-2015	MERCEDES-BENZ	217 ( C/A ) AMG 4 MATIC USA AMG With Code M157/M177/M279 + M005 + 494
2010-2016	MERCEDES-BENZ	218 ( C - 4MATIC ) ECE/USA 4WD front axle steel- and rear axle steelsuspension
2010-2016	MERCEDES-BENZ	218 ( C / X 4-MATIC ) ECE/USA 4WD Air suspension in Comfort Model Code 489
2010-2016	MERCEDES-BENZ	218 ( C / X ) ECE/USA Air Suspension Code 489
2012-2016	MERCEDES-BENZ	218 ( C / X ) AMG 4-MATIC ECE/USA AMG 4WD chassis mode sport Code M005 + M157
2010-2016	MERCEDES-BENZ	218 ( C ) ECE/USA front axle steel- and rear axle steelsuspension
2011-2016	MERCEDES-BENZ	218 ( C ) AMG from 12.2011 ECE/USA AMG chassis mode sport Code M157
2012-2016	MERCEDES-BENZ	218 ( X 4-MATIC ) ECE/USA 4 wheel drive front axle steel- and rear axle airsuspension Code 488
2012-2016	MERCEDES-BENZ	218 ( X ) ECE/USA front axle steel- and rear axle airsuspension Code 488
2013-2016	MERCEDES-BENZ	218 ( X ) AMG ECE/USA AMG chassis mode sport Code M157
2013-2016	MERCEDES-BENZ	222 ( V ) AMG 4 MATIC USA AMG 4 wheel drive Air Suspension chassis mode sport Code M157 + M005

Year	Make	Model
2013-2016	MERCEDES-BENZ	222 (V) Guard ECE/USA Guard Code Z07
2013-2016	MERCEDES-BENZ	222 (W / V) ECE/USA ABC Suspension incl. AMG Code 487
2013-2016	MERCEDES-BENZ	222 (W / V) ECE/USA Air Suspension
2013-2016	MERCEDES-BENZ	222 (W / V) 4 MATIC ECE/USA 4WD Code M005
2012-2016	MERCEDES-BENZ	231 (R) AMG ECE/USA AMG Code M157 / M279
2011-2016	MERCEDES-BENZ	231 (R231) Europe / USA ABC Suspension Code 487
2011-2016	MERCEDES-BENZ	231 (R231) Europe / USA Sport Suspension Code 486
2011-2016	MERCEDES-BENZ	231 (R231) Europe / USA Standard Chassis
2014-2016	MERCEDES-BENZ	246 B Class (W) ECE Code 482
2007-2016	MERCEDES-BENZ	251 R Class (W / V) ECE/USA AMG WB 2980 and 3215mm Air Suspension with Code 489 4 Wheel Drive
2007-2016	MERCEDES-BENZ	251 R Class (W / V) ECE/USA WB 2980 and 3215mm Front and Rear Steel Suspension
2007-2016	MERCEDES-BENZ	251 R Class (W / V) ECE/USA WB 2980 and 3215mm Front and Rear Steel Suspension
2016-2016	MERCEDES-BENZ	253 (C) with Code 459 + L
2016-2016	MERCEDES-BENZ	253 (C) with Code 459 + R
2016-2016	MERCEDES-BENZ	253 (X) With Code 482 + 821 + L
2016-2016	MERCEDES-BENZ	253 (X) With Code 485 + L
2016-2016	MERCEDES-BENZ	253 (X) With Code 486 + L
2016-2016	MERCEDES-BENZ	253 (X) with Code 482+821 + R
2016-2016	MERCEDES-BENZ	253 (X) with Code 485 + R
2016-2016	MERCEDES-BENZ	253 (X) with Code 486 + R
2016-2016	MERCEDES-BENZ	253 (X/C) With Code 482 without Code 821 + L
2016-2016	MERCEDES-BENZ	253 (X/C) With Code 482 without Code 821 + R
2016-2016	MERCEDES-BENZ	253 (X/C) With Code 489 + L
2016-2016	MERCEDES-BENZ	253 (X/C) with Code 489 + R
2016-2016	MERCEDES-BENZ	253 (X/C) AMG Sport AMG Sport with Code M276+M30+M002+M016+M005+L
2016-2016	MERCEDES-BENZ	253 (X/C) AMG Sport AMG Sport with Code M276+M30+M002+M016+M005+R
2016-2016	MERCEDES-BENZ	448 (V-Klasse Vito) Code CF0/CF7/CF8/CF9/CA1
2011-2016	MERCEDES-BENZ	639 (Vito / Viano 4 MATIC) 4WD from model improvement 2011
2012-2016	MERCEDES-BENZ	639 (Vito / Viano) E-Cell Kombi from model improvement 2011 Code MA0+CF7
2011-2016	MERCEDES-BENZ	639 (Vito / Viano) E-Cell from model improvement 2011 Code MA0
2011-2016	MERCEDES-BENZ	639 (Vito / Viano) Rearaxle Air Suspension Code CL0+XM0 from model improvement 2011
2011-2016	MERCEDES-BENZ	639 (Vito / Viano) Rearaxle Comfort Code XM0 + CF7 from model improvement 2011
2011-2016	MERCEDES-BENZ	639 (Vito / Viano) Sports Suspension Rearaxle Airsuspension from model improvement 2011 Code CL0+CF8+XM0
2011-2016	MERCEDES-BENZ	639 (Vito / Viano) Sports Suspension Rearaxle Steelsuspension from model improvement 2011 Code CF8+XM0
2011-2016	MERCEDES-BENZ	639 (Vito / Viano) Standard Suspension from model improvement 2011 Code XM0
1988-1994	PORSCHE	911 [964] Carrera 2 / 4 Speedster
1991-1992	PORSCHE	911 [964] Turbo ROW
2015-2017	PORSCHE	911 [991 II] PASM - 10 mm Carrera 2/2S 19" Wheels (I-Nr. 475) (I-Nr. 352)
2015-2017	PORSCHE	911 [991 II] PASM - 10 mm Carrera 2/2S 20" Wheels (I-Nr. 475) (I-Nr. 352)
2015-2017	PORSCHE	911 [991 II] PASM - 10 mm Carrera C4 / C4S 19" Wheels (I-Nr. 475) (I-Nr. 352)
2015-2017	PORSCHE	911 [991 II] PASM - 10 mm Carrera C4 / C4S 20" Wheels (I-Nr. 475) (I-Nr. 352)
2016-2017	PORSCHE	911 [991 II] PASM - 10 mm Turbo/Turbo S 20" Wheels
2015-2017	PORSCHE	911 [991 II] PASM ± 0 mm Carrera 2/2S 19" Wheels (I-Nr. 477)

Year	Make	Model
2013-2016	MERCEDES-BENZ	222 (V) Guard ECE/USA Guard Code Z07
2013-2016	MERCEDES-BENZ	222 (W / V) ECE/USA ABC Suspension incl. AMG Code 487
2013-2016	MERCEDES-BENZ	222 (W / V) ECE/USA Air Suspension
2013-2016	MERCEDES-BENZ	222 (W / V) 4 MATIC ECE/USA 4WD Code M005
2012-2016	MERCEDES-BENZ	231 (R) AMG ECE/USA AMG Code M157 / M279
2011-2016	MERCEDES-BENZ	231 (R231) Europe / USA ABC Suspension Code 487
2011-2016	MERCEDES-BENZ	231 (R231) Europe / USA Sport Suspension Code 486
2011-2016	MERCEDES-BENZ	231 (R231) Europe / USA Standard Chassis
2014-2016	MERCEDES-BENZ	246 B Class (W) ECE Code 482
2007-2016	MERCEDES-BENZ	251 R Class (W / V) ECE/USA AMG WB 2980 and 3215mm Air Suspension with Code 489 4 Wheel Drive
2007-2016	MERCEDES-BENZ	251 R Class (W / V) ECE/USA WB 2980 and 3215mm Front and Rear Steel Suspension
2007-2016	MERCEDES-BENZ	251 R Class (W / V) ECE/USA WB 2980 and 3215mm Front and Rear Steel Suspension
2016-2016	MERCEDES-BENZ	253 (C) with Code 459 + L
2016-2016	MERCEDES-BENZ	253 (C) with Code 459 + R
2016-2016	MERCEDES-BENZ	253 (X) With Code 482 + 821 + L
2016-2016	MERCEDES-BENZ	253 (X) With Code 485 + L
2016-2016	MERCEDES-BENZ	253 (X) With Code 486 + L
2016-2016	MERCEDES-BENZ	253 (X) with Code 482+821 + R
2016-2016	MERCEDES-BENZ	253 (X) with Code 485 + R
2016-2016	MERCEDES-BENZ	253 (X) with Code 486 + R
2016-2016	MERCEDES-BENZ	253 (X/C) With Code 482 without Code 821 + L
2016-2016	MERCEDES-BENZ	253 (X/C) With Code 482 without Code 821 + R
2016-2016	MERCEDES-BENZ	253 (X/C) With Code 489 + L
2016-2016	MERCEDES-BENZ	253 (X/C) with Code 489 + R
2016-2016	MERCEDES-BENZ	253 (X/C) AMG Sport AMG Sport with Code M276+M30+M002+M016+M005+L
2016-2016	MERCEDES-BENZ	253 (X/C) AMG Sport AMG Sport with Code M276+M30+M002+M016+M005+R
2016-2016	MERCEDES-BENZ	448 (V-Klasse Vito) Code CF0/CF7/CF8/CF9/CA1
2011-2016	MERCEDES-BENZ	639 (Vito / Viano 4 MATIC) 4WD from model improvement 2011
2012-2016	MERCEDES-BENZ	639 (Vito / Viano) E-Cell Kombi from model improvement 2011 Code MA0+CF7
2011-2016	MERCEDES-BENZ	639 (Vito / Viano) E-Cell from model improvement 2011 Code MA0
2011-2016	MERCEDES-BENZ	639 (Vito / Viano) Rearaxle Air Suspension Code CL0+XM0 from model improvement 2011
2011-2016	MERCEDES-BENZ	639 (Vito / Viano) Rearaxle Comfort Code XM0 + CF7 from model improvement 2011
2011-2016	MERCEDES-BENZ	639 (Vito / Viano) Sports Suspension Rearaxle Airsuspension from model improvement 2011 Code CL0+CF8+XM0
2011-2016	MERCEDES-BENZ	639 (Vito / Viano) Sports Suspension Rearaxle Steelsuspension from model improvement 2011 Code CF8+XM0
2011-2016	MERCEDES-BENZ	639 (Vito / Viano) Standard Suspension from model improvement 2011 Code XM0
1988-1994	PORSCHE	911 [964] Carrera 2 / 4 Speedster
1991-1992	PORSCHE	911 [964] Turbo ROW
2015-2017	PORSCHE	911 [991 II] PASM - 10 mm Carrera 2/2S 19" Wheels (I-Nr. 475) (I-Nr. 352)
2015-2017	PORSCHE	911 [991 II] PASM - 10 mm Carrera 2/2S 20" Wheels (I-Nr. 475) (I-Nr. 352)
2015-2017	PORSCHE	911 [991 II] PASM - 10 mm Carrera C4 / C4S 19" Wheels (I-Nr. 475) (I-Nr. 352)
2015-2017	PORSCHE	911 [991 II] PASM - 10 mm Carrera C4 / C4S 20" Wheels (I-Nr. 475) (I-Nr. 352)
2016-2017	PORSCHE	911 [991 II] PASM - 10 mm Turbo/Turbo S 20" Wheels
2015-2017	PORSCHE	911 [991 II] PASM ± 0 mm Carrera 2/2S 19" Wheels (I-Nr. 477)

Year	Make	Model
2015-2017	PORSCHE	911 [991 II] PASM ± 0 mm Carrera 2/2S 20" Wheels (I-Nr. 477)
2015-2017	PORSCHE	911 [991 II] PASM ± 0 mm Carrera C4 / C4S 19" Wheels (I-Nr. 477)
2015-2017	PORSCHE	911 [991 II] PASM ± 0 mm Carrera C4 / C4S 20" Wheels (I-Nr. 477)
2015-2017	PORSCHE	911 [991 II] PASM Sport - 20 mm Carrera 2/2S 19" Wheels (I-Nr. 030) (I-Nr. 031)
2015-2017	PORSCHE	911 [991 II] PASM Sport - 20 mm Carrera 2/2S 20" Wheels (I-Nr. 030) (I-Nr. 031)
2015-2017	PORSCHE	911 [991 II] PASM Sport - 20 mm Carrera C4 / C4S 19" Wheels (I-Nr. 030) (I-Nr. 031)
2015-2017	PORSCHE	911 [991 II] PASM Sport - 20 mm Carrera C4 / C4S 20" Wheels (I-Nr. 030) (I-Nr. 031)
2013-2017	PORSCHE	911 [991] GT3 20" Wheels
2016-2017	PORSCHE	911 [991] GT3 RS 20" Wheel
2013-2017	PORSCHE	911 [991] PASM - 10 mm Carrera 2/2S 19" Wheels (I-Nr. 475) (I-Nr. 352)
2013-2017	PORSCHE	911 [991] PASM - 10 mm Carrera 2/2S 20" Wheels (I-Nr. 475) (I-Nr. 352)
2013-2017	PORSCHE	911 [991] PASM - 10 mm Carrera 4/4S 19" Wheels
2013-2017	PORSCHE	911 [991] PASM - 10 mm Carrera 4/4S 20" Wheels
2013-2017	PORSCHE	911 [991] PASM ± 0 mm Carrera 2/2S 19" Wheels (I-Nr. 477)
2013-2017	PORSCHE	911 [991] PASM ± 0 mm Carrera 2/2S 20" Wheels (I-Nr. 477)
2013-2017	PORSCHE	911 [991] PASM ± 0 mm Carrera 4/4S 19" Wheels
2013-2017	PORSCHE	911 [991] PASM ± 0 mm Carrera 4/4S 20" Wheels
2013-2017	PORSCHE	911 [991] PASM Sport - 20 mm Carrera 2/2S 19" Wheels (I-Nr. 030) (I-Nr. 031)
2013-2017	PORSCHE	911 [991] PASM Sport - 20 mm Carrera 2/2S 20" Wheels (I-Nr. 030) (I-Nr. 031)
2013-2017	PORSCHE	911 [991] PASM Sport - 20 mm Carrera 4/4S 19" Wheels
2013-2017	PORSCHE	911 [991] PASM Sport - 20 mm Carrera 4/4S 20" Wheels
2013-2017	PORSCHE	911 [991] Series Carrera 2/2S 19" Wheels
2013-2017	PORSCHE	911 [991] Series Carrera 2/2S 20" Wheels
2013-2017	PORSCHE	911 [991] Series Carrera 4/4S 19" Wheels
2013-2017	PORSCHE	911 [991] Series Carrera 4/4S 20" Wheels
1993-2001	PORSCHE	911 [993] x5 variants
1998-2005	PORSCHE	911 [996] x8 variants
2004-2012	PORSCHE	911 [997] x2 variants
1990-1991	PORSCHE	944 S2 ROW
1990-1991	PORSCHE	944 S2 With M030 Sports Suspension
1990-1991	PORSCHE	944 [951] Turbo ROW
1982-1991	PORSCHE	944 [951] Turbo With M030 Sports Suspension ROW
1992-1995	PORSCHE	968 CS
1992-1995	PORSCHE	968 CS With M030 Sports Suspension
1992-1995	PORSCHE	968 Series ROW
1992-1995	PORSCHE	968 Series With M030 Sports Suspension
2013-2017	PORSCHE	BOXSTER [981] x26 variants
2016-2017	PORSCHE	BOXSTER [982] x12 variants
1996-2004	PORSCHE	BOXSTER [986] x6 variants
2013-2017	PORSCHE	CAYENNE [92A] Air suspension
2013-2017	PORSCHE	CAYENNE [92A] Air suspension GTS
2013-2017	PORSCHE	CAYENNE [92A] Steel Suspension (except USA and GTS) without and with PASM from Model Year C
2013-2017	PORSCHE	CAYENNE [92A] Steel Suspension GTS

Year	Make	Model
2013-2017	PORSCHE	CAYENNE [92A] Steel Suspension USA without and with PASM from Model Year C
2010-2010	PORSCHE	CAYENNE [92A] Steel Suspension With or without PASM to Model Year C ROW
2011-2012	PORSCHE	CAYENNE [92A] Steel Suspension With or without PASM to Model Year C ROW
2003-2010	PORSCHE	CAYENNE [9PA] Diesel Air Springs
2009-2010	PORSCHE	CAYENNE [9PA] Diesel Steel Springs
2003-2005	PORSCHE	CAYENNE [9PA] S Air Springs Brazil
2003-2005	PORSCHE	CAYENNE [9PA] S Steel Springs Brazil
2003-2005	PORSCHE	CAYENNE [9PA] Turbo S Air Springs Brazil
2016-2017	PORSCHE	CAYMAN [982] x12 variants
2013-2017	PORSCHE	CAYMAN [987] x25 variants
2015-2017	PORSCHE	CAYMAN GT4 [981] 20" Wheel
2014-2017	PORSCHE	MACAN [95B] Diesel S Air Spring
2014-2017	PORSCHE	MACAN [95B] Diesel S Steel Spring
2015-2017	PORSCHE	MACAN [95B] GTS Air Spring with 18 19 20 21 inch wheels
2015-2017	PORSCHE	MACAN [95B] GTS Steel Spring with 18 19 20 21 inch wheels
2014-2017	PORSCHE	MACAN [95B] S Air Spring
2014-2017	PORSCHE	MACAN [95B] S Steel Spring
2014-2017	PORSCHE	MACAN [95B] Turbo Air Spring
2014-2017	PORSCHE	MACAN [95B] Turbo Steel Spring
2009-2013	PORSCHE	PANAMERA I [970] x7 variants
2013-2017	PORSCHE	PANAMERA II [970] x4 variants
2014-2017	PORSCHE	SPYDER [918] All Models
2016-2017	SUBARU	BRZ 215/45 R17
2016-2016	SUBARU	CROSSTREK P225/55R17 225/55 R17
2016-2016	SUBARU	CROSSTREK HYBRID P225/55R17 225/55 R17
2016-2016	SUBARU	FORESTER 225/60 R17 and 225/55 R18
2017-2017	SUBARU	FORESTER 225/60 R17 and 225/55 R18
2016-2016	SUBARU	IMPREZA All Models
2013-2014	SUBARU	LEGACY Outback 205/60 R16 and 215/50 R17 Tires
2013-2014	SUBARU	LEGACY Outback 225/50 R17 and 225/45 R18 Tires
2013-2014	SUBARU	LEGACY Outback 225/60 R17 and 215/70 R16 Tires
2015-2017	SUBARU	LEGACY Outback 225/65 R17 and 225/60 R18 Tires
2000-2000	SUBARU	LEGACY Sedan 14"/15" Wheels
2015-2017	SUBARU	LEGACY Sedan P225/50R18
2015-2017	SUBARU	LEGACY Sedan P225/55R17
2000-2000	SUBARU	LEGACY Wagon 14"/15" Wheels
2015-2017	SUBARU	OUTBACK 225/65 R17 and 225/60 R18 Tires
2015-2017	SUBARU	WRX 235/45/R17
2015-2017	SUBARU	WRX 245/40/R18
2015-2017	SUBARU	WRX STi model 245/40/R18
2013-2015	SUBARU	XV CROSSTREK P225/55R17 225/55 R17
1999-2001	TOYOTA TRUCKS 1	TACOMA 2WD Pre Runner RZN191L
1999-2001	TOYOTA TRUCKS 1	TACOMA 2WD Pre Runner RZN196L
1999-2001	TOYOTA TRUCKS 1	TACOMA 2WD Pre Runner VZN195L
2010-2017	VOLKSWAGEN	AMAROK [2H] With Wheel Arch Extensions
2010-2017	VOLKSWAGEN	AMAROK [2H] Without Wheel Arch Extensions

Year	Make	Model
1999-2011	VOLKSWAGEN	BEETLE [1C/9C] (G50 G54 G59 G74) Hatchback Standard Chassis
2012-2017	VOLKSWAGEN	BEETLE [5C / 5C1/5C7] (2UA) Cabriolet Standard Chassis Multi-Link (ML)
2011-2017	VOLKSWAGEN	BEETLE [5C / 5C1/5C7] (2UA) Standard Chassis With Multi-Link (ML)
2011-2017	VOLKSWAGEN	BEETLE [5C / 5C1/5C7] (2UA) Standard Chassis With Twist Axle
2012-2017	VOLKSWAGEN	BEETLE [5C / 5C1/5C7] (2UC) Cabriolet Sports Suspension Multi-Link (ML)
2011-2017	VOLKSWAGEN	BEETLE [5C / 5C1/5C7] (2UC) Sport Suspension Sedan 2.0 I-Motor 147kW (EU) With Multi-Link
2011-2017	VOLKSWAGEN	BEETLE [5C / 5C1/5C7] (2UC) Sport Suspension With Multi-Link (ML)
2011-2017	VOLKSWAGEN	BEETLE [5C / 5C1/5C7] (2UC) Sport Suspension With Twist Axle
2012-2017	VOLKSWAGEN	BEETLE [5C / 5C1/5C7] (2UD) Cabriolet Comfort Chassis Multi-Link (ML)
2011-2017	VOLKSWAGEN	BEETLE [5C / 5C1/5C7] (2UD) Comfort Chassis With Twist Axle
2011-2017	VOLKSWAGEN	BEETLE [5C / 5C1/5C7] (2UD) Limousine Comfort Chassis Multi-Link (ML)
1997-2005	VOLKSWAGEN	BORA [1J] x54 variants
2006-2017	VOLKSWAGEN	BORA [1J] (2UD) Standard Chassis (Mexico)
2006-2017	VOLKSWAGEN	BORA [1J] (G10) Sports Suspension GLI (Mexico)
2008-2017	VOLKSWAGEN	BORA [1J] BORA (China)
2001-2011	VOLKSWAGEN	BORA [1J] Polaris (G60) (UB4) Comfort Chassis (China)
1996-2003	VOLKSWAGEN	CADDY x9 variants
2004-2017	VOLKSWAGEN	CADDY [2K] (1BA) Maxi Normal Suspension
2004-2017	VOLKSWAGEN	CADDY [2K] (1BA) Normal Suspension
2004-2017	VOLKSWAGEN	CADDY [2K] (1BH 2MK) Maxi Normal Suspension with springs / damping encumbered (Min. 700kg)
2004-2017	VOLKSWAGEN	CADDY [2K] (1BH 2MK) Normal Suspension with springs / damping encumbered (Min. 700kg)
2004-2017	VOLKSWAGEN	CADDY [2K] (1BJ) Maxi Normal Suspension with reinforced springs / damping Front Axle and Rear Axle
2004-2017	VOLKSWAGEN	CADDY [2K] (1BJ) Normal Suspension with reinforced springs / damping Front Axle and Rear Axle
2004-2017	VOLKSWAGEN	CADDY [2K] (1X1) Normal Suspension With Four-wheel drive
2004-2017	VOLKSWAGEN	CADDY [2K] (2MD) Blue Motion Sportsline with springs / damping Low Suspension (30mm)
2004-2017	VOLKSWAGEN	CADDY [2K] (2MD) Maxi Blue Motion Sportsline with springs / damping Low Suspension (30mm)
2004-2017	VOLKSWAGEN	CADDY [2K] (2MH) Maxi Sportsline with springs / damping Low Suspension (30mm)
2004-2017	VOLKSWAGEN	CADDY [2K] (2MH) Sports Suspension with springs / damping Low Suspension (30mm)
2004-2007	VOLKSWAGEN	CADDY [2K] (G10 G11 G12 G13)
2015-2017	VOLKSWAGEN	CADDY [SA] (0E1+1X1) Four-wheel drive 4Motion
2015-2017	VOLKSWAGEN	CADDY [SA] (0E2+1X1) Four-wheel drive Maxi 4Motion
2015-2017	VOLKSWAGEN	CADDY [SA] (1BA) FWD Standard
2015-2017	VOLKSWAGEN	CADDY [SA] (1BJ) FWD Offroad
2015-2017	VOLKSWAGEN	CADDY [SA] (2MH) FWD Lowered Chassis
2010-2011	VOLKSWAGEN	CC (G62) Comfort Chassis (China)
2010-2011	VOLKSWAGEN	CC (G62) Offroad Suspension (China)
2011-2017	VOLKSWAGEN	CRAFTER [2E] 3.0t and 3.5t Vehicle With Max. Axle Load 1 650kg
2011-2017	VOLKSWAGEN	CRAFTER [2E] 3.5t and 3.88t Vehicle With Max. Axle Load 1 800kg
2011-2017	VOLKSWAGEN	CRAFTER [2E] 4.6t and 5.0t Vehicle With Max. Axle Load 1 850kg
2011-2017	VOLKSWAGEN	CRAFTER [2E] 4.6t and 5.0t Vehicle With Max. Axle Load 2 000kg
2006-2017	VOLKSWAGEN	CRAFTER [2E] Wheelbase = 3250 permissible total weight 3 0t or 3 5t and Axle load 2 25t
2006-2017	VOLKSWAGEN	CRAFTER [2E] Wheelbase = 3250 permissible total weight 3 0t or 3 5t and Axle load 2 45t
2006-2017	VOLKSWAGEN	CRAFTER [2E] Wheelbase = 3665 permissible total weight 3 0t or 3 5t and Axle load 2 25t
2006-2017	VOLKSWAGEN	CRAFTER [2E] Wheelbase = 3665 permissible total weight 3 0t or 3 5t and Axle load 2 45t

Year	Make	Model
2006-2017	VOLKSWAGEN	CRAFTER [2E] Wheelbase = 4325 permissible total weight 3 5t and Axle load 2 25t SWB LWB Panel Van and Combi Panel Van with overhang 2015mm Combi with overhang
2006-2017	VOLKSWAGEN	CRAFTER [2E] Wheelbase = 4325 permissible total weight 3 5t and Axle load 2 45t or 3 5t SWB LWB Panel Van and Combi Panel Van with overhang 2015mm Combi with overhang
1995-1999	VOLKSWAGEN	DERBY -9/99
2014-2017	VOLKSWAGEN	E-GOLF [BE] (G01 G02 G07 G18 G22+2UA) Standard Chassis
2013-2017	VOLKSWAGEN	e-up! (BL) (G04/G11) All Models
2006-2017	VOLKSWAGEN	EOS [1F] (2UA) Standard Chassis (US)
2006-2017	VOLKSWAGEN	EOS [1F] (2UA) Standard Chassis W/ 18" Wheel (US)
2006-2017	VOLKSWAGEN	EOS [1F] (2UC) Sportsline except 18" Wheel
2008-2017	VOLKSWAGEN	EOS [1F] (G01/G10) Chassis with regulated absorption
2008-2017	VOLKSWAGEN	EOS [1F] (G01/G10) Chassis with regulated absorption 18" Wheel
2006-2017	VOLKSWAGEN	EOS [1F] (G07 2UA) Standard Chassis
2006-2017	VOLKSWAGEN	EOS [1F] (G07 2UC) Sportsline With 18" Wheel
1992-2004	VOLKSWAGEN	EUROVAN x37 variants
2005-2017	VOLKSWAGEN	FOX [5Z/5Z1/5Z5] (G10) Electro-hydraulic (Export)
2013-2017	VOLKSWAGEN	FOX [5Z/5Z1/5Z5] (G14) SpaceFox (New) Power Steering
2006-2017	VOLKSWAGEN	FOX [5Z/5Z1/5Z5] (G15) SpaceFox / Suran Power Steering
2005-2011	VOLKSWAGEN	FOX [5Z/5Z1/5Z5] (G17) CrossFox
2005-2017	VOLKSWAGEN	FOX [5Z/5Z1/5Z5] (G26) Electro-hydraulic (Export)
1989-1995	VOLKSWAGEN	GACEL Chassis from FP018000
1990-1995	VOLKSWAGEN	GACEL Chassis from KT133594 1.6L Engine
1985-1995	VOLKSWAGEN	GOL 1.0L Engine
1985-1995	VOLKSWAGEN	GOL Chassis from FT015365
1990-1995	VOLKSWAGEN	GOL Chassis from KT133594 1.6 Engine
1984-1994	VOLKSWAGEN	GOL GT GTS and GTi
2004-2006	VOLKSWAGEN	GOL [5X] G3 Raised Suspension Mechanical Steering
2004-2006	VOLKSWAGEN	GOL [5X] G3 Raised Suspension Power Steering
1993-1994	VOLKSWAGEN	GOLF 1.8/1.9 (Mexico)
1993-1994	VOLKSWAGEN	GOLF 2.0L (Mexico)
1993-1994	VOLKSWAGEN	GOLF 2.8L VR6 (Mexico)
1995-1997	VOLKSWAGEN	GOLF 2.8L VR6 (Mexico)
1995-1997	VOLKSWAGEN	GOLF Cabrio (Mexico)
1995-1997	VOLKSWAGEN	GOLF ex. 2.8L VR6 Cabrio (Mexico)
1991-1992	VOLKSWAGEN	GOLF ex. GTi 16V (Mexico)
1991-1992	VOLKSWAGEN	GOLF GTi 16V (Mexico)
2003-2004	VOLKSWAGEN	GOLF R32 V6/V6 USA 4 Mot. -V6 177kW (Mexico)
1999-2017	VOLKSWAGEN	GOLF [9B] (1GD)
1999-2017	VOLKSWAGEN	GOLF [9B] (G10 G48 G29 1GB)
2014-2017	VOLKSWAGEN	GOLF [AU1] (G03 G01+0N4+2UA G12 G07+0N4+2UA) Standard Chassis Torsion Beam Axle (VL)
2014-2017	VOLKSWAGEN	GOLF [AU1] (G04 G01+0N4+2UA) Suspension Sport Torsion Beam Axle (VL)
2014-2017	VOLKSWAGEN	GOLF [AU1] (G04 G03+2UH) DCC-Suspension Multi-Link (ML)
2014-2017	VOLKSWAGEN	GOLF [AU1] (G04 G03+2UH) DCC-Suspension Torsion Beam Axle (VL)
2014-2017	VOLKSWAGEN	GOLF [AU1] (G05 G06+2UC G09 G06+2UJ) GTi Multi-Link (ML)
2014-2017	VOLKSWAGEN	GOLF [AU1] (G06 G06+2UN) GTi Badroad- Multi-Link (ML)
2014-2017	VOLKSWAGEN	GOLF [AU1] (G07 G01+0N4+2UA G15 G07+0N4+2UA) Standard Chassis Multi-Link (ML)

Year	Make	Model
2014-2017	VOLKSWAGEN	GOLF [AU1] (G08 G01+0N4+2UA) Suspension Sport Multi-Link (ML)
2016-2017	VOLKSWAGEN	GOLF [AU1] (G09 + 2UJ G05 + 2UJ) DCC-Suspension
2014-2017	VOLKSWAGEN	GOLF [AU1] (G10 G01+0N4+2UF G14 G07+0N4+2UF) High-Level Suspension Torsion Beam Axle (VL)
2014-2017	VOLKSWAGEN	GOLF [AU1] (G11 G01+0N4+2UF G17 G07+0N4+2UF) High-Level Suspension Multi-Link (ML)
2003-2008	VOLKSWAGEN	GOLF A4 (G60) (UB4) Comfort Chassis (China)
2009-2011	VOLKSWAGEN	GOLF A6 GTI (2UA) Standard Chassis (China)
2009-2011	VOLKSWAGEN	GOLF A6 GTI (G11) Sports Suspension (China)
2011-2017	VOLKSWAGEN	GOLF CABRIO [51] (2UA G11) Cabrio Standard Chassis
2012-2017	VOLKSWAGEN	GOLF CABRIO [51] (2UC G25 G58) GTi
2011-2017	VOLKSWAGEN	GOLF CABRIO [51] (2UC G58) Cabrio Sportsline except 18" Wheel GTD/GTD Regulated
2012-2017	VOLKSWAGEN	GOLF CABRIO [51] (2UJ / G58) GTi regulated
2011-2017	VOLKSWAGEN	GOLF CABRIO [51] (G02 G05 G07 G33 G58 2UC) Cabrio Sportsline With 18" Wheel GTD/GTD Regulated
2014-2017	VOLKSWAGEN	GOLF GTE [5G] (G20/G23) Raised Running Gear Multi-Link (ML)
1997-2004	VOLKSWAGEN	GOLF IV [1J] x54 variants
2005-2008	VOLKSWAGEN	GOLF PLUS [1KP] x7 variantss
2009-2017	VOLKSWAGEN	GOLF PLUS [52] (2UA) BiFuel Standard Chassis
2009-2017	VOLKSWAGEN	GOLF PLUS [52] (2UA) Standard Chassis
2009-2017	VOLKSWAGEN	GOLF PLUS [52] (2UB) CrossGolf
2009-2017	VOLKSWAGEN	GOLF PLUS [52] (2UB) Offroad
2009-2017	VOLKSWAGEN	GOLF PLUS [52] (2UC) BiFuel Sportsline
2009-2017	VOLKSWAGEN	GOLF PLUS [52] (2UC) Sportsline
2009-2017	VOLKSWAGEN	GOLF PLUS [52] (G02 G07 2UC) Sportsline With 18" Wheel
2014-2017	VOLKSWAGEN	GOLF SPORTSVAN [AM] (G01 + 2UP) Blue Motion Torsion Beam Axle (VL)
2014-2017	VOLKSWAGEN	GOLF SPORTSVAN [AM] (G01/G02 + 2UF) Raised Running Gear Multi-Link (ML)
2014-2017	VOLKSWAGEN	GOLF SPORTSVAN [AM] (G01/G02 + 2UF) Raised Running Gear Torsion Beam Axle (VL)
2014-2017	VOLKSWAGEN	GOLF SPORTSVAN [AM] (G01/G02/G05/G07/G16/G18/G22 + 2UA) Standard Chassis Multi-Link (ML)
2014-2017	VOLKSWAGEN	GOLF SPORTSVAN [AM] (G01/G02/G05/G07/G16/G18/G22 + 2UA) Standard Chassis Torsion Beam Axle (VL)
2014-2017	VOLKSWAGEN	GOLF SPORTSVAN [AM] (G01/G02/G06/G07 G21+ 2UC G01/G14+2UP G14 G17 G21/G26) Suspension Sport Multi-Link (ML)
2014-2017	VOLKSWAGEN	GOLF SPORTSVAN [AM] (G01/G02/G06/G07 G21+ 2UC G01/G14+2UP G14 G17 G21/G26) Suspension Sport Torsion Beam Axle (VL)
2003-2008	VOLKSWAGEN	GOLF V [1K] x7 variants
2008-2017	VOLKSWAGEN	GOLF VARIANT [1K5] (2UA) Standard Chassis
2008-2017	VOLKSWAGEN	GOLF VARIANT [1K5] (2UA) Standard Chassis (US)
2008-2017	VOLKSWAGEN	GOLF VARIANT [1K5] (2UB) Offroad
2008-2017	VOLKSWAGEN	GOLF VARIANT [1K5] (2UC) Sportsline except 18" Wheel
2008-2017	VOLKSWAGEN	GOLF VARIANT [1K5] (2UC) Sportsline GLI
2008-2017	VOLKSWAGEN	GOLF VARIANT [1K5] (G02 G05 G07 2UC) Sportsline With 18" Wheel
2008-2017	VOLKSWAGEN	GOLF VARIANT [1K5] (G14 2UC) BlueMotion
2010-2017	VOLKSWAGEN	GOLF VARIANT [AJ5] (2UA 2UA+2JK G11 G24 G26+2UC) Standard Chassis
2010-2017	VOLKSWAGEN	GOLF VARIANT [AJ5] (2UB) Offroad Suspension
2010-2017	VOLKSWAGEN	GOLF VARIANT [AJ5] (2UC G02 G05 G07 G25 G33 G58 G80) Sports Suspension with 18" wheel
2010-2017	VOLKSWAGEN	GOLF VARIANT [AJ5] (2UC G25 G58) Sports Suspension except 18" Wheels
2010-2017	VOLKSWAGEN	GOLF VARIANT [AJ5] (G10 G46 G47 2UD) (Mexico/Russia)
2015-2017	VOLKSWAGEN	GOLF VARIANT [BX5] (G03 G01+0N4+2UA G12 G07+0N4+2UA) Standard Chassis Torsion Beam Axle (VL)
2015-2017	VOLKSWAGEN	GOLF VARIANT [BX5] (G04 G01+0N4+2UA) Suspension Sport Torsion Beam Axle (VL)

Year	Make	Model
2015-2017	VOLKSWAGEN	GOLF VARIANT [BX5] (G04 G03+2UH) DCC-Suspension Multi-Link (ML)
2015-2017	VOLKSWAGEN	GOLF VARIANT [BX5] (G04 G03+2UH) DCC-Suspension Torsion Beam Axle (VL)
2015-2017	VOLKSWAGEN	GOLF VARIANT [BX5] (G07 G01+0N4+2UA G15 G07+0N4+2UA) Standard Chassis Multi-Link (ML)
2015-2017	VOLKSWAGEN	GOLF VARIANT [BX5] (G08 G01+0N4+2UA) Suspension Sport Multi-Link (ML)
2015-2017	VOLKSWAGEN	GOLF VARIANT [BX5] (G10 G01+0N4+2UF G14 G07+0N4+2UF) High-Level Suspension Torsion Beam Axle (VL)
2015-2017	VOLKSWAGEN	GOLF VARIANT [BX5] (G11 G01+0N4+2UF G17 G07+0N4+2UF) High-Level Suspension Multi-Link (ML)
2008-2014	VOLKSWAGEN	GOLF VI [5K] x5 variants
2016-2017	VOLKSWAGEN	GOLF VII [5G] (1JA) Special Vehicles Base Chassis Multi-Link (ML)
2013-2017	VOLKSWAGEN	GOLF VII [5G] (G01 + 2UP) Blue Motion Torsion Beam Axle (VL)
2013-2017	VOLKSWAGEN	GOLF VII [5G] (G01/G02/G06/G07 G21+ 2UC G01/G14+2UP G14 G17 G21/G26) Sport Chassis Multi-Link (ML)
2013-2017	VOLKSWAGEN	GOLF VII [5G] (G01/G02/G06/G07 G21+ 2UC G01/G14+2UP G14 G17 G21/G26) Sports Suspension Torsion Beam Axle (VL)
2015-2017	VOLKSWAGEN	GOLF VII [5G] (G01/G02/G07/G05 G16/G18/G22+2UA) NGV Torsion Beam Axle (VL)
2013-2017	VOLKSWAGEN	GOLF VII [5G] (G01/G02/G07/G05 G16/G18/G22+2UA) Standard Chassis Multi-Link (ML)
2013-2017	VOLKSWAGEN	GOLF VII [5G] (G01/G02/G07/G05 G16/G18/G22+2UA) Standard Chassis Torsion Beam Axle (VL)
2013-2017	VOLKSWAGEN	GOLF VII [5G] (G01/G07+2UF) Raised Running Gear Multi-Link (ML)
2013-2017	VOLKSWAGEN	GOLF VII [5G] (G02/G03+2UF G07) Raised Running Gear Torsion Beam Axle (VL)
2013-2017	VOLKSWAGEN	GOLF VII [5G] (G03+2UH G02+2UQ G04) DCC Chassis Multi-Link (ML)
2013-2017	VOLKSWAGEN	GOLF VII [5G] (G03+2UH G02+2UQ G04) DCC Chassis Torsion Beam Axle (VL)
2013-2017	VOLKSWAGEN	GOLF VII [5G] (G04+2UK+QZ0 G04+2UL+QZ0 G11 G12 G28 G31 G34) R-Golf 19" Multi-Link (ML)
2013-2017	VOLKSWAGEN	GOLF VII [5G] (G05+2UJ+GM03 G06+2UC+GM03 G02+2UC+GM1+ABG G08/ G32/G10) GTD Multi-Link (ML)
2013-2017	VOLKSWAGEN	GOLF VII [5G] (G06+2UC/ G06+2UJ/ G04+2UM/ G04+2UN/ G08/G32 G10+GM3+ABG G10+GM1+ABH G09 G13 G29) GTi R-Golf Multi-Link (ML)
2015-2017	VOLKSWAGEN	GOLF VII [5G] (G06+2UN G15) GTi Offroad Suspension Multi-Link (ML)
2013-2017	VOLKSWAGEN	GOLF VII [5G] (G11+1N7 G12+1N7 G28+1N7 G31) R-Golf 18" Multi-Link (ML)
2016-2017	VOLKSWAGEN	GOLF VII [5G] (UC7) Special Vehicles Raised Chassis
2016-2017	VOLKSWAGEN	GOLF VII VARIANT [BA] (1JA) Special Vehicles Base Chassis Multi-Link (ML)
2013-2017	VOLKSWAGEN	GOLF VII VARIANT [BA] (G01/G02 + 2UF) Raised Running Gear Multi-Link (ML)
2013-2017	VOLKSWAGEN	GOLF VII VARIANT [BA] (G01/G02 + 2UF) Raised Running Gear Torsion Beam Axle (VL)
2013-2017	VOLKSWAGEN	GOLF VII VARIANT [BA] (G01/G02/G06/G07 G21+ 2UC G01/G14+2UP G14 G17 G21/G26) Sport Chassis Multi-Link (ML)
2013-2017	VOLKSWAGEN	GOLF VII VARIANT [BA] (G01/G02/G06/G07 G21+ 2UC G01/G14+2UP G14 G17 G21/G26) Sport Chassis Torsion Beam Axle (VL)
2013-2017	VOLKSWAGEN	GOLF VII VARIANT [BA] (G01/G02/G07/G05 G16/G18/G22+2UA) Standard Chassis Multi-Link (ML)
2013-2017	VOLKSWAGEN	GOLF VII VARIANT [BA] (G01/G02/G07/G05 G16/G18/G22+2UA) Standard Chassis Torsion Beam Axle (VL)
2013-2017	VOLKSWAGEN	GOLF VII VARIANT [BA] (G03+2UH G02+2UQ) DCC-Suspension Multi-Link (ML)
2013-2017	VOLKSWAGEN	GOLF VII VARIANT [BA] (G03+2UH G02+2UQ) DCC-Suspension Torsion Beam Axle (VL)
2015-2017	VOLKSWAGEN	GOLF VII VARIANT [BA] (G05+2UJ+GM03 G06+2UC+GM03 G02+2UC+GM1+ABG G10/G08/ G32) GTD Multi-Link (ML)
2015-2017	VOLKSWAGEN	GOLF VII VARIANT [BA] (G16/ G19) NGV Multi-Link (ML)
2015-2017	VOLKSWAGEN	GOLF VII VARIANT [BA] (G24/ G25) Alltrac Multi-Link (ML)
2015-2017	VOLKSWAGEN	GOLF VII VARIANT [BA] (G27) Alltrac DCC-Suspension Multi-Link (ML)
2016-2017	VOLKSWAGEN	GOLF VII VARIANT [BA] (UC7) Special Vehicles Raised Chassis Multi-Link (ML)
1992-1995	VOLKSWAGEN	GOLF/VENTO 1.8/2.0 (China)
2009-2017	VOLKSWAGEN	GTI (G03 G08) Sportsline GTi
1991-2005	VOLKSWAGEN	JETTA (Mexico / Saudi Arabia) x8 variants

Year	Make	Model
2010-2017	VOLKSWAGEN	JETTA [16/162/163] (2UA) Standard Chassis With Multi-Link (ML)
2010-2017	VOLKSWAGEN	JETTA [16/162/163] (2UA) Standard Chassis With Twist Axle
2010-2017	VOLKSWAGEN	JETTA [16/162/163] (2UB) Offroad Suspension With Multi-Link (ML)
2010-2017	VOLKSWAGEN	JETTA [16/162/163] (2UB) Offroad Suspension With Twist Axle
2010-2017	VOLKSWAGEN	JETTA [16/162/163] (2UB+0N4) Comfort Chassis With Multi-Link (ML) (India)
2010-2017	VOLKSWAGEN	JETTA [16/162/163] (2UC) Sports Suspension except 18" Rim Multi-Link (ML)
2010-2017	VOLKSWAGEN	JETTA [16/162/163] (2UC) Sports Suspension except 18" Rim Multi-Link (ML) (Mexico)
2010-2017	VOLKSWAGEN	JETTA [16/162/163] (2UC) Sports Suspension With Twist Axle
2010-2017	VOLKSWAGEN	JETTA [16/162/163] (2UC) Sports Suspension With Twist Axle (Mexico)
2010-2017	VOLKSWAGEN	JETTA [16/162/163] (2UC) Sports Suspension with 18" wheel Multi-Link (ML)
2010-2017	VOLKSWAGEN	JETTA [16/162/163] (2UD) Comfort Chassis With Multi-Link (ML)
2010-2017	VOLKSWAGEN	JETTA [16/162/163] (2UD) Comfort Chassis With Twist Axle
1997-2001	VOLKSWAGEN	JETTA IV (1GB) Offroad Torsion Beam Axle (VL)
2005-2010	VOLKSWAGEN	JETTA/BORA [1KM] x7 variants
1976-2011	VOLKSWAGEN	KOMBI x5 variants
2009-2011	VOLKSWAGEN	LAVIDA SUNNY x5 variants
1997-2006	VOLKSWAGEN	LT2 x3 variants
1999-2006	VOLKSWAGEN	LUPO [6E] x11 variants
2005-2010	VOLKSWAGEN	MAGOTAN x5 variants
1998-2005	VOLKSWAGEN	NEW BEETLE x4 variants
2011-2011	VOLKSWAGEN	NEW MAGOTAN (G11) Standard Chassis (China)
2011-2011	VOLKSWAGEN	NEW PASSAT SVW71410AR SVW71410BR SVW71810CJ SVW71810DJ SVW72010EJ (China)
2011-2011	VOLKSWAGEN	NEW PASSAT SVW73010FK (China)
1990-2005	VOLKSWAGEN	PASSAT x18 variants
2010-2017	VOLKSWAGEN	PASSAT [36] (G02 G07 G11 G12 G15) Standard Chassis
2010-2017	VOLKSWAGEN	PASSAT [36] (G02 G07 G15) Standard Chassis with Nivomat
2010-2017	VOLKSWAGEN	PASSAT [36] (G03 G08) Sports Suspension without 18" wheels
2010-2017	VOLKSWAGEN	PASSAT [36] (G04 G09) Offroad Suspension
2010-2017	VOLKSWAGEN	PASSAT [36] (G05 G10 G16) Comfort- Offroad Suspension
2010-2017	VOLKSWAGEN	PASSAT [36] (G19 G50 G51 G52) Raised Running Gear
2010-2017	VOLKSWAGEN	PASSAT [36] (G23 G28) Sports Suspension with 18" wheel
2010-2017	VOLKSWAGEN	PASSAT [36] (G36) R36
2010-2017	VOLKSWAGEN	PASSAT [36] (G37 G38) Blue Motion
2010-2017	VOLKSWAGEN	PASSAT [36] (G41) Chassis with adaptive chassis control DCC
2010-2017	VOLKSWAGEN	PASSAT [36] (G41) Chassis with adaptive chassis control DCC with 18" wheel
2012-2017	VOLKSWAGEN	PASSAT [36] (G42 G43) Alltrack
2010-2017	VOLKSWAGEN	PASSAT [36] (G46) R36 With Adaptive Chassis Control (DCC)
2007-2015	VOLKSWAGEN	PASSAT [3C] x4 variants
2016-2017	VOLKSWAGEN	PASSAT [3G] (1JA) Special Vehicles Base Chassis
2016-2017	VOLKSWAGEN	PASSAT [3G] (1JL) Special Vehicles Nivomat
2016-2017	VOLKSWAGEN	PASSAT [3G] (G01 + 1JI) Nivomat

Year	Make	Model
2014-2017	VOLKSWAGEN	PASSAT [3G] (G01/G10) Standard Chassis
2014-2017	VOLKSWAGEN	PASSAT [3G] (G02/G08) Suspension Sport
2014-2017	VOLKSWAGEN	PASSAT [3G] (G03/G09) High-Level Suspension
2014-2017	VOLKSWAGEN	PASSAT [3G] (G04/G11) DCC-Suspension
2016-2017	VOLKSWAGEN	PASSAT [3G] (G05/G06) Alltrack
2016-2017	VOLKSWAGEN	PASSAT [3G] (UC7 UC9) Special Vehicles Raised Chassis
2012-2017	VOLKSWAGEN	PASSAT [A32] (G02 G11) Standard Chassis
2012-2017	VOLKSWAGEN	PASSAT [A32] (G05) Comfort Chassis
2008-2017	VOLKSWAGEN	PASSAT CC [35] (G03 G08) Sports Chassis
2008-2017	VOLKSWAGEN	PASSAT CC [35] (G60) Standard Chassis
2008-2017	VOLKSWAGEN	PASSAT CC [35] (G61) Chassis with regulated absorption
2008-2017	VOLKSWAGEN	PASSAT CC [35] (G62) Badroad- Comfort- Chassis
2016-2017	VOLKSWAGEN	PASSAT NMS [A33] Comfort Chassis G03 G05
2016-2017	VOLKSWAGEN	PASSAT NMS [A33] Standard Chassis (G02 G11)
2007-2017	VOLKSWAGEN	PHAETON [3D] Offroad V6 Petrol V6 TDI
2007-2017	VOLKSWAGEN	PHAETON [3D] Offroad V8 V10 TDI W12
2002-2017	VOLKSWAGEN	PHAETON [3D] Standard Chassis V6 Petrol V6 TDI
2002-2017	VOLKSWAGEN	PHAETON [3D] Standard Chassis V8 V10 TDI W12
2002-2017	VOLKSWAGEN	PHAETON [3D] US-Version / Russia V6 Petrol V6 TDI V8 W12
2003-2008	VOLKSWAGEN	POINTER (Pointer MI / Pointer City / Pointer Station Wagon / Pointer Pickup) (Mexico)
2003-2008	VOLKSWAGEN	POINTER Power Assisted Steering (Pointer GTI) (Mexico)
1994-1995	VOLKSWAGEN	POLO
2007-2008	VOLKSWAGEN	POLO (CROSS POLO) SVW7164ESi SVW7164ESD SVW7164FSi SVW7164FSD (China)
2007-2008	VOLKSWAGEN	POLO (Jin Qing Jin Qu) (China)
1999-2002	VOLKSWAGEN	POLO 37 44 KW Petrol/Diesel 47KW DIESEL 55 KW with ABS
1999-2002	VOLKSWAGEN	POLO 55 KW Automatic
1999-2002	VOLKSWAGEN	POLO 74KW - 16V to VIN 6N-XY-281178
1999-2002	VOLKSWAGEN	POLO 88KW - 16V 74KW - 16V from VIN 6N-XY-281178
2003-2005	VOLKSWAGEN	POLO Base / Comfortline Sport Suspension 14"/15" Wheels G12
2003-2005	VOLKSWAGEN	POLO Base / Comfortline Standard Suspension 13" (G01 G09 G13)
2003-2005	VOLKSWAGEN	POLO Base / Comfortline Standard Suspension 14"/15" Wheels (G01 G02 G09 G10 G13)
2003-2005	VOLKSWAGEN	POLO Base / Comfortline Suspension Heavy Duty 14"/15" Wheels (G03 G11 G15 G16)
2003-2005	VOLKSWAGEN	POLO Base / Comfortline Suspension Raised Heavy Duty 13" (G03 G11 G15 G16)
1997-2017	VOLKSWAGEN	POLO x47 variants
1985-2006	VOLKSWAGEN	QUANTUM Mechanical Steering
1985-2006	VOLKSWAGEN	QUANTUM Power Steering
2006-2007	VOLKSWAGEN	SAGITAR (China)
1985-2000	VOLKSWAGEN	SANTANA (China)
1985-2006	VOLKSWAGEN	SANTANA Mechanical Steering
1985-2006	VOLKSWAGEN	SANTANA Power Assisted Steering
2007-2008	VOLKSWAGEN	SANTANA VISTA Shou Dong Dang
2007-2008	VOLKSWAGEN	SANTANA VISTA Zi Dong Dang
1984-1994	VOLKSWAGEN	SAVEIRO Chassis from FT015365
1984-1994	VOLKSWAGEN	SAVEIRO Chassis to FT015364
2006-2009	VOLKSWAGEN	SAVEIRO [5W] Mechanical Steering >2P520.182
2006-2009	VOLKSWAGEN	SAVEIRO [5W] Power Steering >2P007.951
2008-2008	VOLKSWAGEN	SCIROCCO (G11) All Chassis
2008-2008	VOLKSWAGEN	SCIROCCO (G45) All Chassis

Year	Make	Model
2008-2017	VOLKSWAGEN	SCIROCCO [137] x5 variants
2015-2017	VOLKSWAGEN	SCIROCCO [138] (G03 G07 G08 G33) regulated absorption
2015-2017	VOLKSWAGEN	SCIROCCO [138] (G07)
2015-2017	VOLKSWAGEN	SCIROCCO [138] (G08)
2015-2017	VOLKSWAGEN	SCIROCCO [138] (G09 G04) R
1997-2012	VOLKSWAGEN	SHARAN [7M] (1BA 1BJ 1BR 1BH) Standard Chassis from 9/97
1997-2012	VOLKSWAGEN	SHARAN [7M] (1BB) Offroad from 9/97
2010-2017	VOLKSWAGEN	SHARAN [7M] (G40) Blue Motion
2004-2005	VOLKSWAGEN	SHARAN [7M] Comfortline 1.8 T Sport Suspension (1BE)
2004-2005	VOLKSWAGEN	SHARAN [7M] Comfortline 1.8 T Standard Suspension (1BA)
2004-2005	VOLKSWAGEN	SHARAN [7M] Comfortline 1.8 T Suspension Heavy Duty (1BB)
2016-2017	VOLKSWAGEN	SHARAN [7N] (G01) Standard Chassis Lowered
2016-2017	VOLKSWAGEN	SHARAN [7N] (G02) Standard Chassis Nivomat
2015-2017	VOLKSWAGEN	SHARAN [7N] (G02/G08) Standard Chassis from Wk 22/2015
2010-2015	VOLKSWAGEN	SHARAN [7N] (G02/G08) Standard Chassis until WK 22/2015
2015-2017	VOLKSWAGEN	SHARAN [7N] (G03/G05/G06/G09) Sports Suspension from Wk 22/2015
2010-2015	VOLKSWAGEN	SHARAN [7N] (G03/G05/G06/G09) Sports Suspension until WK 22/2015
2015-2017	VOLKSWAGEN	SHARAN [7N] (G40) Blue Motion from Wk 22/2015
2010-2015	VOLKSWAGEN	SHARAN [7N] (G40) Blue Motion until WK 22/2015
2005-2010	VOLKSWAGEN	SPORTVAN Power Assisted Steering G14
2005-2010	VOLKSWAGEN	SPORTVAN Power Assisted Steering G15
2005-2010	VOLKSWAGEN	SURAN Power Assisted Steering G14
2005-2010	VOLKSWAGEN	SURAN Power Assisted Steering G15
2015-2017	VOLKSWAGEN	TIGUAN [5N/5N1/5N2] (G02 G10) Standard Chassis from Wk 22/2015
2015-2017	VOLKSWAGEN	TIGUAN [5N/5N1/5N2] (G03/G05/G06/G09) Sports Chassis from Wk 22/2015
2015-2017	VOLKSWAGEN	TIGUAN [5N/5N1/5N2] (G06 G07) Blue Motion from Wk 22/2015
2015-2017	VOLKSWAGEN	TIGUAN [5N/5N1/5N2] (G34 G73) Standard Chassis US-Version / Russia from Wk 22/2015
2015-2017	VOLKSWAGEN	TIGUAN [5N/5N1/5N2] (G40) Chassis with regulated absorption from Wk 22/2015
2016-2017	VOLKSWAGEN	TIGUAN [AD] (G01/G04/G06/G07/G08) Base / DCC AWD
2016-2017	VOLKSWAGEN	TIGUAN [AD] (G02/G03/G05) Base / DCC FWD
2004-2005	VOLKSWAGEN	TOUAREG [7L] (1BK) Air Suspension Damper
2010-2017	VOLKSWAGEN	TOUAREG [7P] (1BA/1BE/1BW) Steel Suspension
2010-2017	VOLKSWAGEN	TOUAREG [7P] (1BB) Steel Suspension
2010-2017	VOLKSWAGEN	TOUAREG [7P] (1BK/1BY) Air Suspension
2010-2017	VOLKSWAGEN	TOUAREG [7P] (2MA) Air Suspension
2014-2017	VOLKSWAGEN	TOUAREG [7P6] (1BA/1BE/1BW) Steel Suspension
2014-2017	VOLKSWAGEN	TOUAREG [7P6] (1BB) Steel Suspension
2014-2017	VOLKSWAGEN	TOUAREG [7P6] (1BK/1BY) Pneumatic Suspension
2014-2017	VOLKSWAGEN	TOUAREG [7P6] (2MA) Pneumatic Suspension
2003-2015	VOLKSWAGEN	TOURAN [1T] x7 variants
2015-2017	VOLKSWAGEN	TOURAN [5T] x8 variants
1979-2017	VOLKSWAGEN	TRANSPORTER x134 variants
2011-2017	VOLKSWAGEN	up! [12] x7 variants
1995-1999	VOLKSWAGEN	VAN/CADDY VAN -9/99
1989-1995	VOLKSWAGEN	VOYAGE Chassis from FP018000
1990-1995	VOLKSWAGEN	VOYAGE Chassis from KT133594 1.6L Engine
2014-2017	VOLKSWAGEN	XL1 [6Z] All models

# Snapshot of New Models Target: 2017 R01 Release



# Notes



**CONTACT DETAILS FOR SPEC CENTRE NEWS**

**NEWSLETTER CONTACT..... [SpecCare@snapon.com](mailto:SpecCare@snapon.com)**

**Next Issue ..... Spring, 2017**

All content in this publication is for internal Snap-On use only .